



US009752736B2

(12) **United States Patent**  
**Timmermans et al.**

(10) **Patent No.:** **US 9,752,736 B2**  
(45) **Date of Patent:** **\*Sep. 5, 2017**

(54) **LIGHT TUBE AND POWER SUPPLY CIRCUIT**

(71) Applicant: **iLumisys, Inc.**, Troy, MI (US)

(72) Inventors: **Jos Timmermans**, Ortonville, MI (US);  
**Jean C. Raymond**, Nominique (CA);  
**John Ivey**, Farmington Hills, MI (US)

(73) Assignee: **iLumisys, Inc.**, Troy, MI (US)

(\* ) Notice: Subject to any disclaimer, the term of this patent is extended or adjusted under 35 U.S.C. 154(b) by 0 days.

This patent is subject to a terminal disclaimer.

(21) Appl. No.: **15/373,356**

(22) Filed: **Dec. 8, 2016**

(65) **Prior Publication Data**

US 2017/0108174 A1 Apr. 20, 2017

**Related U.S. Application Data**

(63) Continuation of application No. 15/187,456, filed on Jun. 20, 2016, which is a continuation of application (Continued)

(51) **Int. Cl.**  
**H05B 37/02** (2006.01)  
**F21K 9/278** (2016.01)  
(Continued)

(52) **U.S. Cl.**  
CPC ..... **F21K 9/278** (2016.08); **F21K 9/272** (2016.08); **F21K 9/275** (2016.08); **F21K 9/90** (2013.01);  
(Continued)

(58) **Field of Classification Search**  
CPC ..... F21V 19/003; F21V 23/0815  
See application file for complete search history.

(56) **References Cited**

U.S. PATENT DOCUMENTS

D84,763 S 7/1931 Stange  
D119,797 S 4/1940 Winkler et al.  
(Continued)

FOREIGN PATENT DOCUMENTS

DE 29900320 U1 5/1995  
DE 196 51 140 A1 6/1997  
(Continued)

OTHER PUBLICATIONS

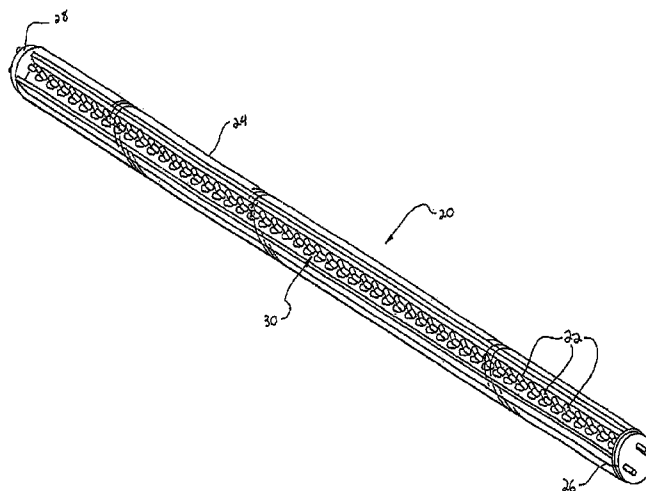
Bose, "Modern Power Electronics, Evolution, Technology and Applications", 1992, IEEE Press, pp. 14-15.  
(Continued)

*Primary Examiner* — Anabel Ton  
(74) *Attorney, Agent, or Firm* — Fish & Richardson P.C.

(57) **ABSTRACT**

A replacement light tube for replacing a fluorescent light tube includes a bulb portion extending between a first end and a second end, the bulb portion comprising a support structure, a plurality of white light emitting diodes (LEDs) and an elongate light-transmissive cover. The support structure has a first surface extending between the first end and the second end. The plurality of LEDs are supported by the first surface and arranged between the first end and the second end. The elongate light-transmissive cover extends between the first end and the second end and over the first surface of the support structure. A first end cap and a second end cap are disposed on the first end and the second end, respectively, each configured to fit with a socket for a fluorescent light tube. A power supply circuit is configured to provide power to the plurality of LEDs. The plurality of LEDs are arranged to emit light through the elongate light-transmissive cover and at least a portion of the power supply circuit is packaged inside at least one of the end caps.

**23 Claims, 9 Drawing Sheets**



**Related U.S. Application Data**

- No. 14/865,325, filed on Sep. 25, 2015, now Pat. No. 9,416,923, which is a continuation of application No. 14/669,963, filed on Mar. 26, 2015, now Pat. No. 9,222,626, which is a continuation of application No. 14/299,909, filed on Jun. 9, 2014, now Pat. No. 9,006,990, and a continuation of application No. 14/299,915, filed on Jun. 9, 2014, now Pat. No. 9,006,993, which is a continuation of application No. 13/777,331, filed on Feb. 26, 2013, now Pat. No. 8,866,396, said application No. 14/299,909 is a continuation of application No. 13/777,331, filed on Feb. 26, 2013, now Pat. No. 8,866,396, which is a continuation of application No. 12/965,019, filed on Dec. 10, 2010, now Pat. No. 8,382,327, which is a continuation of application No. 11/085,744, filed on Mar. 21, 2005, now Pat. No. 8,247,985, which is a continuation of application No. 09/782,375, filed on Feb. 12, 2001, now Pat. No. 7,049,761.
- (60) Provisional application No. 60/181,744, filed on Feb. 11, 2000.
- (51) **Int. Cl.**  
*F21V 23/00* (2015.01)  
*F21S 4/28* (2016.01)  
*F21K 9/272* (2016.01)  
*F21K 9/275* (2016.01)  
*F21K 9/90* (2016.01)  
*F21V 23/02* (2006.01)  
*H05B 33/08* (2006.01)  
*F21Y 103/10* (2016.01)  
*F21Y 115/10* (2016.01)
- (52) **U.S. Cl.**  
 CPC ..... *F21S 4/28* (2016.01); *F21V 23/009* (2013.01); *F21V 23/023* (2013.01); *H05B 33/0815* (2013.01); *H05B 33/0845* (2013.01); *F21Y 2103/10* (2016.08); *F21Y 2115/10* (2016.08)

(56) **References Cited**

U.S. PATENT DOCUMENTS

D125,312 S 2/1941 Logan  
 2,826,679 A 3/1958 Rosenberg  
 2,909,097 A 10/1959 Alden et al.  
 3,178,622 A 4/1965 Paul et al.  
 3,272,977 A 9/1966 Holmes  
 3,318,185 A 5/1967 Kott  
 3,561,719 A 2/1971 Grindle  
 3,586,936 A 6/1971 McLeroy  
 3,601,621 A 8/1971 Ritchie  
 3,612,855 A 10/1971 Juhnke  
 3,643,088 A 2/1972 Osteen et al.  
 3,739,336 A 6/1973 Burland  
 3,746,918 A 7/1973 Drucker et al.  
 3,818,216 A 6/1974 Larraburu  
 3,821,590 A 6/1974 Kosman et al.  
 3,832,503 A 8/1974 Crane  
 3,858,086 A 12/1974 Anderson et al.  
 3,909,670 A 9/1975 Wakamatsu et al.  
 3,924,120 A 12/1975 Cox  
 3,958,885 A 5/1976 Stockinger et al.  
 3,969,720 A 7/1976 Nishino  
 3,974,637 A 8/1976 Bergey et al.  
 3,993,386 A 11/1976 Rowe  
 4,001,571 A 1/1977 Martin  
 4,009,394 A 2/1977 Mierzewinski  
 4,054,814 A 10/1977 Fegley et al.  
 4,070,568 A 1/1978 Gala

4,082,395 A 4/1978 Donato et al.  
 4,096,349 A 6/1978 Donato  
 4,102,558 A 7/1978 Krachman  
 4,107,581 A 8/1978 Abernethy  
 4,189,663 A 2/1980 Schmutzer et al.  
 4,211,955 A 7/1980 Ray  
 4,241,295 A 12/1980 Williams et al.  
 4,257,672 A 3/1981 Balliet  
 4,261,029 A 4/1981 Mousset  
 4,262,255 A 4/1981 Kokei et al.  
 4,271,408 A 6/1981 Teshima et al.  
 4,271,458 A 6/1981 George, Jr.  
 4,272,689 A 6/1981 Crosby et al.  
 4,273,999 A 6/1981 Pierpoint  
 4,298,869 A 11/1981 Okuno  
 4,329,625 A 5/1982 Nishizawa et al.  
 4,339,788 A 7/1982 White et al.  
 4,342,947 A 8/1982 Bloyd  
 4,344,117 A 8/1982 Niccum  
 4,367,464 A 1/1983 Kurahashi et al.  
 D268,134 S 3/1983 Zurcher  
 4,382,272 A 5/1983 Quella et al.  
 4,388,567 A 6/1983 Yamazaki et al.  
 4,388,589 A 6/1983 Mollidrem, Jr.  
 4,392,187 A 7/1983 Bornhorst  
 4,394,719 A 7/1983 Moberg  
 4,420,711 A 12/1983 Takahashi et al.  
 4,455,562 A 6/1984 Dolan et al.  
 4,500,796 A 2/1985 Quin  
 4,521,835 A 6/1985 Meggs et al.  
 4,531,114 A 7/1985 Topol et al.  
 4,581,687 A 4/1986 Nakanishi  
 4,597,033 A 6/1986 Meggs et al.  
 4,600,972 A 7/1986 MacIntyre  
 4,607,317 A 8/1986 Lin  
 4,622,881 A 11/1986 Rand  
 4,625,152 A 11/1986 Nakai  
 4,635,052 A 1/1987 Aoike et al.  
 4,647,217 A 3/1987 Havel  
 4,650,971 A 3/1987 Manecci et al.  
 4,656,398 A 4/1987 Michael et al.  
 4,661,890 A 4/1987 Watanabe et al.  
 4,668,895 A 5/1987 Schneiter  
 4,669,033 A 5/1987 Lee  
 4,675,575 A 6/1987 Smith et al.  
 4,682,079 A 7/1987 Sanders et al.  
 4,686,425 A 8/1987 Havel  
 4,687,340 A 8/1987 Havel  
 4,688,154 A 8/1987 Nilssen  
 4,688,869 A 8/1987 Kelly  
 4,695,769 A 9/1987 Schweickardt  
 4,698,730 A 10/1987 Sakai et al.  
 4,701,669 A 10/1987 Head et al.  
 4,705,406 A 11/1987 Havel  
 4,707,141 A 11/1987 Havel  
 D293,723 S 1/1988 Buttner  
 4,727,289 A 2/1988 Uchida  
 4,727,457 A 2/1988 Thillays  
 4,739,454 A 4/1988 Federgreen  
 4,740,882 A 4/1988 Miller  
 4,748,545 A 5/1988 Schmitt  
 4,753,148 A 6/1988 Johnson  
 4,758,173 A 7/1988 Northrop  
 4,765,708 A 8/1988 Becker et al.  
 4,767,172 A 8/1988 Hubble, III et al.  
 4,771,274 A 9/1988 Havel  
 4,780,621 A 10/1988 Bartleucci et al.  
 4,794,373 A 12/1988 Harrison  
 4,794,383 A 12/1988 Havel  
 4,801,928 A 1/1989 Minter  
 4,810,937 A 3/1989 Havel  
 4,818,072 A 4/1989 Mohebban  
 4,824,269 A 4/1989 Havel  
 4,837,565 A 6/1989 White  
 4,843,627 A 6/1989 Stebbins  
 4,845,481 A 7/1989 Havel  
 4,845,745 A 7/1989 Havel  
 4,847,536 A 7/1989 Lowe et al.  
 4,851,972 A 7/1989 Atlman

(56)

## References Cited

## U.S. PATENT DOCUMENTS

|             |         |                      |             |         |                    |
|-------------|---------|----------------------|-------------|---------|--------------------|
| 4,854,701 A | 8/1989  | Noll et al.          | 5,303,124 A | 4/1994  | Wrobel             |
| 4,857,801 A | 8/1989  | Farrell              | 5,307,295 A | 4/1994  | Taylor et al.      |
| 4,863,223 A | 9/1989  | Weissenbach et al.   | 5,321,593 A | 6/1994  | Moates             |
| 4,870,325 A | 9/1989  | Kazar                | 5,323,226 A | 6/1994  | Schreder           |
| 4,874,320 A | 10/1989 | Freed et al.         | 5,329,431 A | 7/1994  | Taylor et al.      |
| 4,887,074 A | 12/1989 | Simon et al.         | 5,344,068 A | 9/1994  | Haessig            |
| 4,894,832 A | 1/1990  | Colak                | 5,350,977 A | 9/1994  | Hamamoto et al.    |
| 4,901,207 A | 2/1990  | Sato et al.          | 5,357,170 A | 10/1994 | Luchaco et al.     |
| 4,904,988 A | 2/1990  | Nesbit et al.        | 5,365,411 A | 11/1994 | Rycroft et al.     |
| 4,912,371 A | 3/1990  | Hamilton             | 5,371,618 A | 12/1994 | Tai et al.         |
| 4,920,459 A | 4/1990  | Rothwell, Jr. et al. | 5,374,876 A | 12/1994 | Horibata et al.    |
| 4,922,154 A | 5/1990  | Cacoub               | 5,375,043 A | 12/1994 | Tokunaga           |
| 4,929,936 A | 5/1990  | Friedman et al.      | D354,360 S  | 1/1995  | Murata             |
| 4,934,852 A | 6/1990  | Havel                | 5,381,074 A | 1/1995  | Rudzewicz et al.   |
| 4,941,072 A | 7/1990  | Yasumoto et al.      | 5,388,357 A | 2/1995  | Malita             |
| 4,943,900 A | 7/1990  | Gartner              | 5,402,702 A | 4/1995  | Hata               |
| 4,962,687 A | 10/1990 | Belliveau et al.     | 5,404,094 A | 4/1995  | Green et al.       |
| 4,965,561 A | 10/1990 | Havel                | 5,404,282 A | 4/1995  | Klinke et al.      |
| 4,973,835 A | 11/1990 | Kurosu et al.        | 5,406,176 A | 4/1995  | Sugden             |
| 4,977,351 A | 12/1990 | Bavaro et al.        | 5,410,328 A | 4/1995  | Yoksa et al.       |
| 4,979,081 A | 12/1990 | Leach et al.         | 5,412,284 A | 5/1995  | Moore et al.       |
| 4,979,180 A | 12/1990 | Muncheryan           | 5,412,552 A | 5/1995  | Fernandes          |
| 4,980,806 A | 12/1990 | Taylor et al.        | 5,420,482 A | 5/1995  | Phares             |
| 4,991,070 A | 2/1991  | Stob                 | 5,421,059 A | 6/1995  | Leffers, Jr.       |
| 4,992,704 A | 2/1991  | Stinson              | 5,430,356 A | 7/1995  | Ference et al.     |
| 5,001,609 A | 3/1991  | Gardner et al.       | 5,432,408 A | 7/1995  | Matsuda et al.     |
| 5,003,227 A | 3/1991  | Nilssen              | 5,436,535 A | 7/1995  | Yang               |
| 5,008,595 A | 4/1991  | Kazar                | 5,436,853 A | 7/1995  | Shimohara          |
| 5,008,788 A | 4/1991  | Palinkas             | 5,450,301 A | 9/1995  | Waltz et al.       |
| 5,010,459 A | 4/1991  | Taylor et al.        | 5,461,188 A | 10/1995 | Drago et al.       |
| 5,018,054 A | 5/1991  | Ohashi et al.        | 5,463,280 A | 10/1995 | Johnson            |
| 5,027,037 A | 6/1991  | Wei                  | 5,463,502 A | 10/1995 | Savage, Jr.        |
| 5,027,262 A | 6/1991  | Freed                | 5,465,144 A | 11/1995 | Parker et al.      |
| 5,032,960 A | 7/1991  | Katoh                | 5,473,522 A | 12/1995 | Kriz et al.        |
| 5,034,807 A | 7/1991  | Von Kohorn           | 5,475,300 A | 12/1995 | Havel              |
| 5,036,248 A | 7/1991  | McEwan et al.        | 5,481,441 A | 1/1996  | Stevens            |
| 5,038,255 A | 8/1991  | Nishihashi et al.    | 5,489,827 A | 2/1996  | Xia                |
| 5,065,226 A | 11/1991 | Kluitmans et al.     | 5,491,402 A | 2/1996  | Small              |
| 5,072,216 A | 12/1991 | Grange               | 5,493,183 A | 2/1996  | Kimball            |
| 5,078,039 A | 1/1992  | Tulk et al.          | 5,504,395 A | 4/1996  | Johnson et al.     |
| 5,083,063 A | 1/1992  | Brooks               | 5,506,760 A | 4/1996  | Giebler et al.     |
| 5,088,013 A | 2/1992  | Revis                | 5,513,082 A | 4/1996  | Asano              |
| 5,089,748 A | 2/1992  | Ihms                 | 5,519,496 A | 5/1996  | Borgert et al.     |
| 5,103,382 A | 4/1992  | Kondo et al.         | 5,530,322 A | 6/1996  | Ference et al.     |
| 5,122,733 A | 6/1992  | Havel                | 5,539,628 A | 7/1996  | Seib               |
| 5,126,634 A | 6/1992  | Johnson              | 5,544,809 A | 8/1996  | Keating et al.     |
| 5,128,595 A | 7/1992  | Hara                 | 5,545,950 A | 8/1996  | Cho                |
| 5,130,761 A | 7/1992  | Tanaka               | 5,550,440 A | 8/1996  | Allison et al.     |
| 5,130,909 A | 7/1992  | Gross                | 5,559,681 A | 9/1996  | Duarte             |
| 5,134,387 A | 7/1992  | Smith et al.         | 5,561,346 A | 10/1996 | Byrne              |
| 5,136,483 A | 8/1992  | Schnogier et al.     | D376,030 S  | 11/1996 | Cohen              |
| 5,140,220 A | 8/1992  | Hasegawa             | 5,575,459 A | 11/1996 | Anderson           |
| 5,142,199 A | 8/1992  | Elwell               | 5,575,554 A | 11/1996 | Guritz             |
| 5,151,679 A | 9/1992  | Dimmick              | 5,581,158 A | 12/1996 | Quazi              |
| 5,154,641 A | 10/1992 | McLaughlin           | 5,592,051 A | 1/1997  | Korkala            |
| 5,161,879 A | 11/1992 | McDermott            | 5,592,054 A | 1/1997  | Nerone et al.      |
| 5,161,882 A | 11/1992 | Garrett              | 5,600,199 A | 2/1997  | Martin, Sr. et al. |
| 5,164,715 A | 11/1992 | Kashiwabara et al.   | 5,607,227 A | 3/1997  | Yasumoto et al.    |
| 5,184,114 A | 2/1993  | Brown                | 5,608,290 A | 3/1997  | Hutchisson et al.  |
| 5,194,854 A | 3/1993  | Havel                | 5,614,788 A | 3/1997  | Mullins et al.     |
| 5,198,756 A | 3/1993  | Jenkins et al.       | 5,621,282 A | 4/1997  | Haskell            |
| 5,209,560 A | 5/1993  | Taylor et al.        | 5,621,603 A | 4/1997  | Adamec et al.      |
| 5,220,250 A | 6/1993  | Szuba                | 5,621,662 A | 4/1997  | Humphries et al.   |
| 5,225,765 A | 7/1993  | Callahan et al.      | 5,622,423 A | 4/1997  | Lee                |
| 5,226,723 A | 7/1993  | Chen                 | 5,633,629 A | 5/1997  | Hochstein          |
| 5,254,910 A | 10/1993 | Yang                 | 5,634,711 A | 6/1997  | Kennedy et al.     |
| 5,256,948 A | 10/1993 | Boldin et al.        | 5,639,158 A | 6/1997  | Sato               |
| 5,268,828 A | 12/1993 | Miura                | 5,640,061 A | 6/1997  | Bornhorst et al.   |
| 5,278,542 A | 1/1994  | Smith et al.         | 5,640,141 A | 6/1997  | Myllymaki          |
| 5,282,121 A | 1/1994  | Bornhorst et al.     | 5,640,792 A | 6/1997  | O'Shea et al.      |
| 5,283,517 A | 2/1994  | Havel                | 5,642,129 A | 6/1997  | Zavracky et al.    |
| 5,287,352 A | 2/1994  | Jackson et al.       | 5,655,830 A | 8/1997  | Ruskouski          |
| 5,294,865 A | 3/1994  | Haraden              | 5,656,935 A | 8/1997  | Havel              |
| 5,298,871 A | 3/1994  | Shimohara            | 5,661,374 A | 8/1997  | Cassidy et al.     |
| 5,301,090 A | 4/1994  | Hed                  | 5,661,645 A | 8/1997  | Hochstein          |
|             |         |                      | 5,673,059 A | 9/1997  | Zavracky et al.    |
|             |         |                      | 5,682,103 A | 10/1997 | Burrell            |
|             |         |                      | 5,684,523 A | 11/1997 | Satoh et al.       |
|             |         |                      | 5,688,042 A | 11/1997 | Madadi et al.      |

(56)

## References Cited

## U.S. PATENT DOCUMENTS

|             |         |                    |              |         |                    |
|-------------|---------|--------------------|--------------|---------|--------------------|
| 5,690,417 A | 11/1997 | Polidor et al.     | 6,000,807 A  | 12/1999 | Moreland           |
| 5,697,695 A | 12/1997 | Lin et al.         | 6,007,209 A  | 12/1999 | Pelka              |
| 5,701,058 A | 12/1997 | Roth               | 6,008,783 A  | 12/1999 | Kitagawa et al.    |
| 5,712,650 A | 1/1998  | Barlow             | 6,010,228 A  | 1/2000  | Blackman et al.    |
| 5,713,655 A | 2/1998  | Blackman           | 6,011,691 A  | 1/2000  | Schreffler         |
| 5,721,471 A | 2/1998  | Begemann et al.    | 6,016,035 A  | 1/2000  | Eberspacher et al. |
| 5,725,148 A | 3/1998  | Hartman            | 6,016,038 A  | 1/2000  | Mueller et al.     |
| 5,726,535 A | 3/1998  | Yan                | 6,018,237 A  | 1/2000  | Havel              |
| 5,731,759 A | 3/1998  | Finucan            | 6,019,493 A  | 2/2000  | Kuo et al.         |
| 5,734,590 A | 3/1998  | Tebbe              | 6,020,825 A  | 2/2000  | Chansky et al.     |
| 5,751,118 A | 5/1998  | Mortimer           | 6,025,550 A  | 2/2000  | Kato               |
| 5,752,766 A | 5/1998  | Bailey et al.      | 6,028,694 A  | 2/2000  | Schmidt            |
| 5,765,940 A | 6/1998  | Levy et al.        | 6,030,099 A  | 2/2000  | McDermott          |
| 5,769,527 A | 6/1998  | Taylor et al.      | 6,031,343 A  | 2/2000  | Recknagel et al.   |
| 5,783,909 A | 7/1998  | Hochstein          | 6,031,958 A  | 2/2000  | McGaffigan         |
| 5,784,006 A | 7/1998  | Hochstein          | 6,036,335 A  | 3/2000  | Openiano           |
| 5,785,227 A | 7/1998  | Akiba              | 6,036,336 A  | 3/2000  | Wu                 |
| 5,790,329 A | 8/1998  | Klaus et al.       | D422,737 S   | 4/2000  | Orozco             |
| 5,803,579 A | 9/1998  | Turnbull et al.    | 6,056,420 A  | 5/2000  | Wilson et al.      |
| 5,803,580 A | 9/1998  | Tseng              | 6,068,383 A  | 5/2000  | Robertson et al.   |
| 5,803,729 A | 9/1998  | Tsimerman          | 6,069,597 A  | 5/2000  | Hansen             |
| 5,806,965 A | 9/1998  | Deese              | 6,072,280 A  | 6/2000  | Allen              |
| 5,808,689 A | 9/1998  | Small              | 6,084,359 A  | 7/2000  | Hetzel et al.      |
| 5,810,463 A | 9/1998  | Kawahara et al.    | 6,086,220 A  | 7/2000  | Lash et al.        |
| 5,812,105 A | 9/1998  | Van de Ven         | 6,091,200 A  | 7/2000  | Lenz               |
| 5,813,751 A | 9/1998  | Shaffer            | 6,092,915 A  | 7/2000  | Rensch             |
| 5,813,753 A | 9/1998  | Vriens et al.      | 6,095,661 A  | 8/2000  | Lebens et al.      |
| 5,814,884 A | 9/1998  | Davis et al.       | 6,097,352 A  | 8/2000  | Zavracky et al.    |
| 5,821,695 A | 10/1998 | Vilanilam et al.   | 6,115,184 A  | 9/2000  | Hubble, III et al. |
| 5,825,051 A | 10/1998 | Bauer et al.       | 6,116,748 A  | 9/2000  | George             |
| 5,828,178 A | 10/1998 | York et al.        | 6,121,875 A  | 9/2000  | Hamm et al.        |
| 5,831,522 A | 11/1998 | Weed et al.        | 6,127,783 A  | 10/2000 | Pashley et al.     |
| 5,836,676 A | 11/1998 | Ando et al.        | 6,132,072 A  | 10/2000 | Turnbull et al.    |
| 5,841,177 A | 11/1998 | Komoto et al.      | 6,135,604 A  | 10/2000 | Lin                |
| 5,848,837 A | 12/1998 | Gustafson          | 6,135,620 A  | 10/2000 | Marsh              |
| 5,850,126 A | 12/1998 | Kanbar             | 6,139,174 A  | 10/2000 | Butterworth        |
| 5,851,063 A | 12/1998 | Doughty et al.     | 6,149,283 A  | 11/2000 | Conway et al.      |
| 5,852,658 A | 12/1998 | Knight et al.      | 6,150,774 A  | 11/2000 | Mueller et al.     |
| 5,854,542 A | 12/1998 | Forbes             | 6,151,529 A  | 11/2000 | Batko              |
| RE36,030 E  | 1/1999  | Nadeau             | 6,153,985 A  | 11/2000 | Grossman           |
| 5,859,508 A | 1/1999  | Ge et al.          | 6,158,882 A  | 12/2000 | Bischoff, Jr.      |
| 5,865,529 A | 2/1999  | Yan                | 6,166,496 A  | 12/2000 | Lys et al.         |
| 5,870,233 A | 2/1999  | Benz et al.        | 6,175,201 B1 | 1/2001  | Sid                |
| 5,890,794 A | 4/1999  | Abtahi et al.      | 6,175,220 B1 | 1/2001  | Billig et al.      |
| 5,893,633 A | 4/1999  | Saito et al.       | 6,181,126 B1 | 1/2001  | Havel              |
| 5,896,010 A | 4/1999  | Mikolajczak et al. | D437,947 S   | 2/2001  | Huang              |
| 5,904,415 A | 5/1999  | Robertson et al.   | 6,183,086 B1 | 2/2001  | Neubert            |
| 5,907,742 A | 5/1999  | Johnson et al.     | 6,183,104 B1 | 2/2001  | Ferrara            |
| 5,909,378 A | 6/1999  | De Milleville      | 6,184,628 B1 | 2/2001  | Ruthenberg         |
| 5,912,568 A | 6/1999  | Kiley              | 6,196,471 B1 | 3/2001  | Ruthenberg         |
| 5,912,653 A | 6/1999  | Fitch              | 6,198,642 B1 | 3/2001  | Kociecki           |
| 5,917,287 A | 6/1999  | Haederle et al.    | 6,203,180 B1 | 3/2001  | Fleischmann        |
| 5,917,534 A | 6/1999  | Rajeswaran         | 6,211,626 B1 | 4/2001  | Lys et al.         |
| 5,921,660 A | 7/1999  | Yu                 | 6,215,409 B1 | 4/2001  | Blach              |
| 5,924,784 A | 7/1999  | Chliwnyj et al.    | 6,217,190 B1 | 4/2001  | Altman et al.      |
| 5,927,845 A | 7/1999  | Gustafson et al.   | 6,219,239 B1 | 4/2001  | Mellberg et al.    |
| 5,934,792 A | 8/1999  | Camarota           | 6,227,679 B1 | 5/2001  | Zhang et al.       |
| 5,936,599 A | 8/1999  | Reymond            | 6,234,645 B1 | 5/2001  | Börner et al.      |
| 5,939,830 A | 8/1999  | Praiswater         | 6,238,075 B1 | 5/2001  | Dealey, Jr. et al. |
| 5,943,802 A | 8/1999  | Tijanac            | 6,240,665 B1 | 6/2001  | Brown et al.       |
| 5,946,209 A | 8/1999  | Eckel et al.       | 6,241,359 B1 | 6/2001  | Lin                |
| 5,949,347 A | 9/1999  | Wu                 | 6,249,221 B1 | 6/2001  | Reed               |
| 5,951,145 A | 9/1999  | Iwasaki et al.     | 6,250,774 B1 | 6/2001  | Begemann et al.    |
| 5,952,680 A | 9/1999  | Strite             | 6,252,350 B1 | 6/2001  | Alvarez            |
| 5,959,347 A | 9/1999  | Grigg et al.       | 6,252,358 B1 | 6/2001  | Xydis et al.       |
| 5,959,547 A | 9/1999  | Tubel et al.       | 6,268,600 B1 | 7/2001  | Nakamura et al.    |
| 5,961,072 A | 10/1999 | Bodle              | 6,273,338 B1 | 8/2001  | White              |
| 5,962,989 A | 10/1999 | Baker              | 6,275,397 B1 | 8/2001  | McClain            |
| 5,962,992 A | 10/1999 | Huang et al.       | 6,283,612 B1 | 9/2001  | Hunter             |
| 5,963,185 A | 10/1999 | Havel              | 6,292,901 B1 | 9/2001  | Lys et al.         |
| 5,966,069 A | 10/1999 | Zmurk et al.       | 6,297,724 B1 | 10/2001 | Bryans et al.      |
| 5,974,553 A | 10/1999 | Gandar             | 6,305,109 B1 | 10/2001 | Lee                |
| 5,980,064 A | 11/1999 | Metroyanis         | 6,305,821 B1 | 10/2001 | Hsieh et al.       |
| 5,998,925 A | 12/1999 | Shimizu et al.     | 6,307,331 B1 | 10/2001 | Bonasia et al.     |
| 5,998,928 A | 12/1999 | Hipp               | 6,310,590 B1 | 10/2001 | Havel              |
|             |         |                    | 6,315,429 B1 | 11/2001 | Grandolfo          |
|             |         |                    | 6,323,832 B1 | 11/2001 | Nishizawa et al.   |
|             |         |                    | 6,325,651 B1 | 12/2001 | Nishihara et al.   |
|             |         |                    | 6,334,699 B1 | 1/2002  | Gladnick           |

(56)

References Cited

U.S. PATENT DOCUMENTS

|              |         |                     |                 |         |  |
|--------------|---------|---------------------|-----------------|---------|--|
| 6,340,868 B1 | 1/2002  | Lys et al.          | 7,014,336 B1    | 3/2006  | Ducharme et al.                            |
| 6,354,714 B1 | 3/2002  | Rhodes              | 7,031,920 B2    | 4/2006  | Dowling et al.                             |
| 6,361,186 B1 | 3/2002  | Slayden             | 7,033,036 B2    | 4/2006  | Pederson                                   |
| 6,362,578 B1 | 3/2002  | Swanson et al.      | 7,038,398 B1    | 5/2006  | Lys et al.                                 |
| 6,371,637 B1 | 4/2002  | Atchinson et al.    | 7,049,761 B2    | 5/2006  | Timmermans et al.                          |
| 6,380,865 B1 | 4/2002  | Pederson            | 7,064,498 B2    | 6/2006  | Dowling et al.                             |
| 6,388,393 B1 | 5/2002  | Illingworth         | 7,064,674 B2    | 6/2006  | Pederson                                   |
| 6,394,623 B1 | 5/2002  | Tsui                | 7,102,902 B1    | 9/2006  | Brown et al.                               |
| 6,400,096 B1 | 6/2002  | Wells et al.        | 7,113,541 B1    | 9/2006  | Lys et al.                                 |
| 6,404,131 B1 | 6/2002  | Kawano et al.       | 7,120,560 B2    | 10/2006 | Williams et al.                            |
| 6,411,045 B1 | 6/2002  | Nerone              | 7,128,442 B2    | 10/2006 | Lee et al.                                 |
| 6,429,604 B1 | 8/2002  | Chang               | 7,132,785 B2    | 11/2006 | Ducharme                                   |
| 6,445,139 B1 | 9/2002  | Marshall et al.     | 7,132,804 B2    | 11/2006 | Lys et al.                                 |
| 6,459,919 B1 | 10/2002 | Lys et al.          | 7,135,824 B2    | 11/2006 | Lys et al.                                 |
| 6,464,373 B1 | 10/2002 | Petrick             | 7,139,617 B1    | 11/2006 | Morgan et al.                              |
| 6,469,457 B2 | 10/2002 | Callahan            | 7,161,311 B2    | 1/2007  | Mueller et al.                             |
| 6,471,388 B1 | 10/2002 | Marsh               | 7,161,313 B2    | 1/2007  | Piepgras et al.                            |
| 6,495,964 B1 | 12/2002 | Muthu et al.        | 7,180,252 B2    | 2/2007  | Lys et al.                                 |
| 6,507,035 B1 | 1/2003  | Hasegawa et al.     | 7,186,003 B2    | 3/2007  | Dowling et al.                             |
| 6,511,204 B2 | 1/2003  | Emmel et al.        | 7,187,141 B2    | 3/2007  | Mueller et al.                             |
| 6,528,954 B1 | 3/2003  | Lys et al.          | 7,221,104 B2    | 5/2007  | Lys et al.                                 |
| 6,538,375 B1 | 3/2003  | Duggal et al.       | 7,231,060 B2    | 6/2007  | Dowling et al.                             |
| 6,540,381 B1 | 4/2003  | Douglass, II        | 7,233,831 B2    | 6/2007  | Blackwell                                  |
| 6,541,800 B2 | 4/2003  | Barnett et al.      | 7,242,152 B2    | 7/2007  | Dowling et al.                             |
| 6,548,967 B1 | 4/2003  | Dowling et al.      | 7,248,239 B2    | 7/2007  | Dowling et al.                             |
| 6,568,834 B1 | 5/2003  | Scianna             | 7,249,865 B2    | 7/2007  | Robertson                                  |
| 6,577,072 B2 | 6/2003  | Saito et al.        | 7,253,566 B2    | 8/2007  | Lys et al.                                 |
| 6,577,080 B2 | 6/2003  | Lys et al.          | 7,255,457 B2    | 8/2007  | Ducharme et al.                            |
| 6,577,794 B1 | 6/2003  | Currie et al.       | 7,274,160 B2    | 9/2007  | Mueller et al.                             |
| 6,582,103 B1 | 6/2003  | Popovich et al.     | 7,306,353 B2    | 12/2007 | Popovich et al.                            |
| 6,583,550 B2 | 6/2003  | Iwasa et al.        | 7,308,296 B2    | 12/2007 | Lys et al.                                 |
| 6,585,393 B1 | 7/2003  | Brandes et al.      | 7,309,965 B2    | 12/2007 | Dowling et al.                             |
| 6,592,238 B2 | 7/2003  | Cleaver et al.      | 7,344,278 B2    | 3/2008  | Paravantsos                                |
| 6,608,453 B2 | 8/2003  | Morgan et al.       | 7,350,936 B2    | 4/2008  | Ducharme et al.                            |
| 6,609,804 B2 | 8/2003  | Nolan et al.        | 7,352,339 B2    | 4/2008  | Morgan et al.                              |
| 6,609,813 B1 | 8/2003  | Showers et al.      | 7,353,071 B2    | 4/2008  | Blackwell et al.                           |
| 6,612,729 B1 | 9/2003  | Hoffman             | 7,385,359 B2    | 6/2008  | Dowling et al.                             |
| 6,621,222 B1 | 9/2003  | Hong                | 7,401,935 B2    | 7/2008  | VanderSchuit                               |
| 6,623,151 B2 | 9/2003  | Pederson            | 7,427,840 B2    | 9/2008  | Morgan et al.                              |
| 6,624,597 B2 | 9/2003  | Dowling et al.      | 7,510,299 B2    | 3/2009  | Timmermans et al.                          |
| 6,639,349 B1 | 10/2003 | Bahadur             | 7,556,396 B2    | 7/2009  | Kuo et al.                                 |
| 6,641,284 B2 | 11/2003 | Stopa et al.        | 7,598,686 B2    | 10/2009 | Lys et al.                                 |
| 6,676,284 B1 | 1/2004  | Willson             | 7,600,907 B2    | 10/2009 | Liu et al.                                 |
| 6,682,205 B2 | 1/2004  | Lin                 | 7,690,813 B2    | 4/2010  | Kanamori et al.                            |
| 6,712,486 B1 | 3/2004  | Popovich et al.     | RE42,161 E      | 2/2011  | Hochstein                                  |
| 6,717,376 B2 | 4/2004  | Lys et al.          | 7,954,979 B2    | 6/2011  | Sommers et al.                             |
| 6,720,745 B2 | 4/2004  | Lys et al.          | 8,093,823 B1    | 1/2012  | Ivey et al.                                |
| 6,736,525 B2 | 5/2004  | Chin                | 8,115,411 B2    | 2/2012  | Shan                                       |
| 6,762,562 B2 | 7/2004  | Leong               | 8,247,985 B2 *  | 8/2012  | Timmermans ..... H05B 33/0803<br>315/246   |
| 6,768,047 B2 | 7/2004  | Chang et al.        | 8,382,327 B2 *  | 2/2013  | Timmermans ..... H05B 33/0803<br>315/224   |
| 6,774,584 B2 | 8/2004  | Lys et al.          | 8,482,212 B1    | 7/2013  | Ivey et al.                                |
| 6,777,891 B2 | 8/2004  | Lys et al.          | 8,484,912 B2    | 7/2013  | Engelmeyer                                 |
| 6,781,329 B2 | 8/2004  | Mueller et al.      | 8,866,396 B2 *  | 10/2014 | Timmermans ..... H05B 33/0803<br>315/185 R |
| 6,788,011 B2 | 9/2004  | Mueller et al.      | 8,870,412 B1    | 10/2014 | Timmermans et al.                          |
| 6,796,680 B1 | 9/2004  | Showers et al.      | 9,006,990 B1 *  | 4/2015  | Timmermans ..... H05B 33/0803<br>315/224   |
| 6,806,659 B1 | 10/2004 | Mueller et al.      | 9,006,993 B1    | 4/2015  | Timmermans et al.                          |
| 6,846,094 B2 | 1/2005  | Luk                 | 9,222,626 B1 *  | 12/2015 | Timmermans ..... H05B 33/0803              |
| 6,853,151 B2 | 2/2005  | Leong et al.        | 9,416,923 B1 *  | 8/2016  | Timmermans                                 |
| 6,857,924 B2 | 2/2005  | Fu et al.           | 2001/0033488 A1 | 10/2001 | Chliwnyj et al.                            |
| 6,860,628 B2 | 3/2005  | Robertson et al.    | 2002/0011801 A1 | 1/2002  | Chang                                      |
| 6,869,204 B2 | 3/2005  | Morgan et al.       | 2002/0047569 A1 | 4/2002  | Dowling et al.                             |
| 6,871,981 B2 | 3/2005  | Alexanderson et al. | 2002/0047628 A1 | 4/2002  | Morgan et al.                              |
| 6,874,924 B1 | 4/2005  | Hulse et al.        | 2002/0048169 A1 | 4/2002  | Dowling et al.                             |
| 6,882,111 B2 | 4/2005  | Kan et al.          | 2002/0048174 A1 | 4/2002  | Pederson                                   |
| 6,888,322 B2 | 5/2005  | Dowling et al.      | 2002/0057061 A1 | 5/2002  | Mueller et al.                             |
| 6,897,624 B2 | 5/2005  | Lys et al.          | 2002/0070688 A1 | 6/2002  | Dowling et al.                             |
| 6,936,968 B2 | 8/2005  | Cross et al.        | 2002/0074559 A1 | 6/2002  | Dowling et al.                             |
| 6,936,978 B2 | 8/2005  | Morgan et al.       | 2002/0074958 A1 | 6/2002  | Crenshaw                                   |
| 6,953,261 B1 | 10/2005 | Jiao et al.         | 2002/0078221 A1 | 6/2002  | Blackwell et al.                           |
| 6,965,197 B2 | 11/2005 | Tyan et al.         | 2002/0101197 A1 | 8/2002  | Lys et al.                                 |
| 6,965,205 B2 | 11/2005 | Piepgras et al.     | 2002/0113555 A1 | 8/2002  | Lys et al.                                 |
| 6,967,448 B2 | 11/2005 | Morgan et al.       | 2002/0130627 A1 | 9/2002  | Morgan et al.                              |
| 6,975,079 B2 | 12/2005 | Lys et al.          | 2002/0152045 A1 | 10/2002 | Dowling et al.                             |
| 6,995,681 B2 | 2/2006  | Pederson            | 2002/0153851 A1 | 10/2002 | Morgan et al.                              |
| 6,997,576 B1 | 2/2006  | Lodhie et al.       | 2002/0158583 A1 | 10/2002 | Lys et al.                                 |

(56)

## References Cited

## U.S. PATENT DOCUMENTS

2002/0163316 A1 11/2002 Lys et al.  
 2002/0171365 A1 11/2002 Morgan et al.  
 2002/0171377 A1 11/2002 Mueller et al.  
 2002/0171378 A1 11/2002 Morgan et al.  
 2002/0176259 A1 11/2002 Ducharme  
 2003/0011538 A1 1/2003 Lys et al.  
 2003/0057884 A1 3/2003 Dowling et al.  
 2003/0057886 A1 3/2003 Lys et al.  
 2003/0057887 A1 3/2003 Dowling et al.  
 2003/0057890 A1 3/2003 Lys et al.  
 2003/0076281 A1 4/2003 Morgan et al.  
 2003/0100837 A1 5/2003 Lys et al.  
 2003/0102810 A1 6/2003 Cross et al.  
 2003/0133292 A1 7/2003 Mueller et al.  
 2003/0137258 A1 7/2003 Piepgras et al.  
 2003/0222587 A1 12/2003 Dowling, Jr. et al.  
 2004/0012959 A1 1/2004 Robertson et al.  
 2004/0052076 A1 3/2004 Mueller et al.  
 2004/0062041 A1 4/2004 Cross et al.  
 2004/0080960 A1 4/2004 Wu  
 2004/0085219 A1 5/2004 Pederson  
 2004/0090191 A1 5/2004 Mueller et al.  
 2004/0105261 A1 6/2004 Ducharme et al.  
 2004/0145490 A1 7/2004 Pederson  
 2004/0155609 A1 8/2004 Lys et al.  
 2004/0178751 A1 9/2004 Mueller et al.  
 2004/0212320 A1 10/2004 Dowling et al.  
 2004/0212993 A1 10/2004 Morgan et al.  
 2004/0240890 A1 12/2004 Lys et al.  
 2004/0257007 A1 12/2004 Lys et al.  
 2005/0030744 A1 2/2005 Ducharme et al.  
 2005/0041161 A1 2/2005 Dowling et al.  
 2005/0041424 A1 2/2005 Ducharme  
 2005/0043907 A1 2/2005 Eckel et al.  
 2005/0044617 A1 3/2005 Mueller et al.  
 2005/0047132 A1 3/2005 Dowling et al.  
 2005/0047134 A1 3/2005 Mueller et al.  
 2005/0062440 A1 3/2005 Lys et al.  
 2005/0063194 A1 3/2005 Lys et al.  
 2005/0093488 A1 5/2005 Hung et al.  
 2005/0099317 A1 5/2005 Pederson  
 2005/0110384 A1 5/2005 Peterson  
 2005/0151489 A1 7/2005 Lys et al.  
 2005/0166634 A1 8/2005 Lieberman et al.  
 2005/0174473 A1 8/2005 Morgan et al.  
 2005/0184667 A1 8/2005 Sturman et al.  
 2005/0236998 A1 10/2005 Mueller et al.  
 2005/0259424 A1 11/2005 Zampini, II et al.  
 2005/0285547 A1 12/2005 Piepgras et al.  
 2006/0012987 A9 1/2006 Ducharme et al.  
 2006/0016960 A1 1/2006 Morgan et al.  
 2006/0050509 A9 3/2006 Dowling et al.  
 2006/0109649 A1 5/2006 Ducharme et al.  
 2006/0109661 A1 5/2006 Coushaine et al.  
 2006/0126325 A1 6/2006 Lefebvre et al.  
 2006/0146531 A1 7/2006 Reo et al.  
 2006/0152172 A9 7/2006 Mueller et al.  
 2006/0285325 A1 12/2006 Ducharme et al.  
 2007/0030683 A1 2/2007 Popovich et al.  
 2007/0047227 A1 3/2007 Ducharme  
 2007/0086754 A1 4/2007 Lys et al.  
 2007/0086912 A1 4/2007 Dowling et al.  
 2007/0115658 A1 5/2007 Mueller et al.  
 2007/0115665 A1 5/2007 Mueller et al.  
 2007/0188427 A1 8/2007 Lys et al.  
 2007/0195526 A1 8/2007 Dowling et al.  
 2007/0228999 A1 10/2007 Kit  
 2007/0258240 A1 11/2007 Ducharme et al.  
 2008/0012502 A1 1/2008 Lys  
 2008/0012506 A1 1/2008 Mueller et al.  
 2009/0296381 A1 12/2009 Dubord  
 2009/0316408 A1 12/2009 Villard  
 2010/0277918 A1 11/2010 Chen et al.

2011/0109454 A1 5/2011 McSheffrey, Sr. et al.  
 2012/0106144 A1 5/2012 Chang  
 2013/0200797 A1 8/2013 Timmermans et al.

## FOREIGN PATENT DOCUMENTS

DE 196 24 087 A1 12/1997  
 DE 299 00 320 U1 5/1999  
 DE 298 17 609 U1 1/2000  
 DE 20018865 2/2001  
 EP 0 091 172 A2 10/1983  
 EP 0 124 924 B1 9/1987  
 EP 0 174 699 B1 11/1988  
 EP 0 197 602 B1 11/1990  
 EP 0 390 262 B1 12/1993  
 EP 0 359 329 B1 3/1994  
 EP 0 403 011 B1 4/1994  
 EP 0 632 511 A2 1/1995  
 EP 0 432 848 B1 4/1995  
 EP 0 525 876 B1 5/1996  
 EP 0714556 6/1996  
 EP 0 714 556 B1 1/1999  
 EP 0714556 1/1999  
 EP 0 889 283 A1 7/1999  
 EP 0 458 408 B1 9/1999  
 EP 0 578 302 B1 9/1999  
 GB 2165977 A 4/1986  
 GB 2 215 024 A 9/1989  
 GB 2 324 901 A 11/1998  
 JP S62-241382 A 10/1987  
 JP S62-248271 A 10/1987  
 JP S62248271 10/1987  
 JP H05-102530 A 4/1993  
 JP H6-54103 7/1994  
 JP 07-249467 A 9/1995  
 JP 07-264036 A 10/1995  
 JP 08-162677 A 6/1996  
 JP H8-162677 6/1996  
 JP 10-308536 A 11/1998  
 JP H10-308536 11/1998  
 JP H11-135274 5/1999  
 JP 11-162234 6/1999  
 JP 11-162234 A 6/1999  
 JP H11-162234 A 6/1999  
 JP 11-260125 9/1999  
 JP H11-260125 A 9/1999  
 JP 5102530 B2 12/2012  
 KR 200430022 11/2006  
 WO 99/06759 A1 2/1999  
 WO 99/10867 A1 3/1999  
 WO 99/31560 A2 6/1999  
 WO 99/45312 A1 9/1999  
 WO 99/57945 A1 11/1999  
 WO 00/01067 A2 1/2000

## OTHER PUBLICATIONS

Hodapp, "Chapter 6: Applications for high-Brightness Light-Emitting Diodes", Hodapp, Academic Press, 1997, pp. 334-336, "High Brightness Light Emitting Diodes", Stringfellow et al., volume editors.

Kularatna, "Power Electronics Design Handbook, Low-power Components and Applications", 1998, Newns, pp. 71-75.

LED Lights, Replacement LED lamps for any incandescent light, [online], [retrieved on Jan. 13, 2000] Retrieved from LED Lights Web Page using Internet <URL: <http://www.ledlights.com/replac.htm>>.

Ledtronics, Ledtronics Catalog, 1996, p. 10, Ledtronics, Torrance, California.

Office Action dated Jun. 14, 2013 in U.S. Appl. No. 13/777,331, filed Feb. 26, 2013, 45 pages.

Order on Motion to Terminate in Inter Partes Review Nos. 2014-01120; 2014-01333; 2014-00448 and 2014-00710 entered Feb. 10, 2015, 4 pages.

Petition for Inter Partes Review of U.S. Pat. No. 7,049,761, IPR # 2014-01333 filed Aug. 19, 2014, 68 pages.

(56)

**References Cited**

## OTHER PUBLICATIONS

Petition for Inter Partes Review of U.S. Pat. No. 8,382,327, IPR # 2014-01120 filed Jul. 3, 2014 in 68 pages.

Lighting Handbook, 8th Edition, Illuminating Engineering Society of North America, 1993, pp. 237-240.

Defendant's Invalidation Contentions in *Altair Engineering, Inc. v. LEDS America, Inc.*, Civil Case No. 2:10-CV-13424 (E. D. Mich.)(J. O'Meara)(Feb. 4, 2011).

Decision in *Altair Engineering, Inc. v. LEDynamics* (Fed. Cir. Mar. 9, 2011).

Web page at [http://trucklite.com/leds\\_14.htm](http://trucklite.com/leds_14.htm) printed on Jan. 13, 2000.

Web page at [http://trucklite.com/leds\\_2.htm](http://trucklite.com/leds_2.htm) printed on Jan. 13, 2000.

Web page at [http://trucklite.com/leds\\_4.htm](http://trucklite.com/leds_4.htm) printed on Jan. 13, 2000.

Web page at [http://www.telecite.com/en/products/options\\_en.htm](http://www.telecite.com/en/products/options_en.htm) printed on Jan. 13, 2000.

Web page at <http://www.dialight.com/trans.htm> printed on Jan. 13, 2000.

Web page at <http://www.ledlight.com/replac.htm> printed on Jan. 13, 2000.

Ledtronics, apparently 1996 Catalog, apparently cover page and p. 10.

Petition for Inter Partes Review of U.S. Pat. No. 8,093,823, IPR # 2014-00448 filed Feb. 19, 2014 in 1175 pages. (uploaded in three parts due to EFS size limits).

Petition for Inter Partes Review of U.S. Pat. No. 7,510,299, IPR # 2014-00710 filed Apr. 30, 2014 in 2135 pages (uploaded in ten parts due to EFS size limits).

Termination Dismissing the Proceeding of U.S. Pat. No. 7,510,299, IPR# 2017-00383, filed May 19, 2017 in 4 pages.

*Altair Engineering, Inc. v. Ledynamics, Inc.*, Case No. 07-CV-13150 (E.D. Mich., Aug. 12, 2008) (J. Steeh) ("Order Resolving Claim Construction Dispute" for U.S. Pat. No. 7,049,761).

Claim charts submitted in initial invalidity contentions served on May 8, 2014 in Civil Case No. 2:13-cv-14961 (E.D. Mich.) in 174 pages.

Decision in *Robertson v. Timmermans*, Docket No. 2009-1222 (Fed. Cir., May 5, 2010).

Machine Translation of JPH08-162677, Slender Light Source Using Light Emitting Diode, Iino Shinsuke, Hamanaka.

Office Action dated Apr. 29, 2011 in U.S. Appl. No. 12/242,033.

Office Action dated May 13, 2008 in U.S. Appl. No. 11/924,037.

Office Action dated May 15, 2008 in U.S. Appl. No. 11/007,417.

Petition for Inter Partes Review of U.S. Pat. No. 7,510,299, IPR# 2014-00710 filed Apr. 30, 2014 in 1175 pages. (uploaded in ten parts due to EFS size limits).

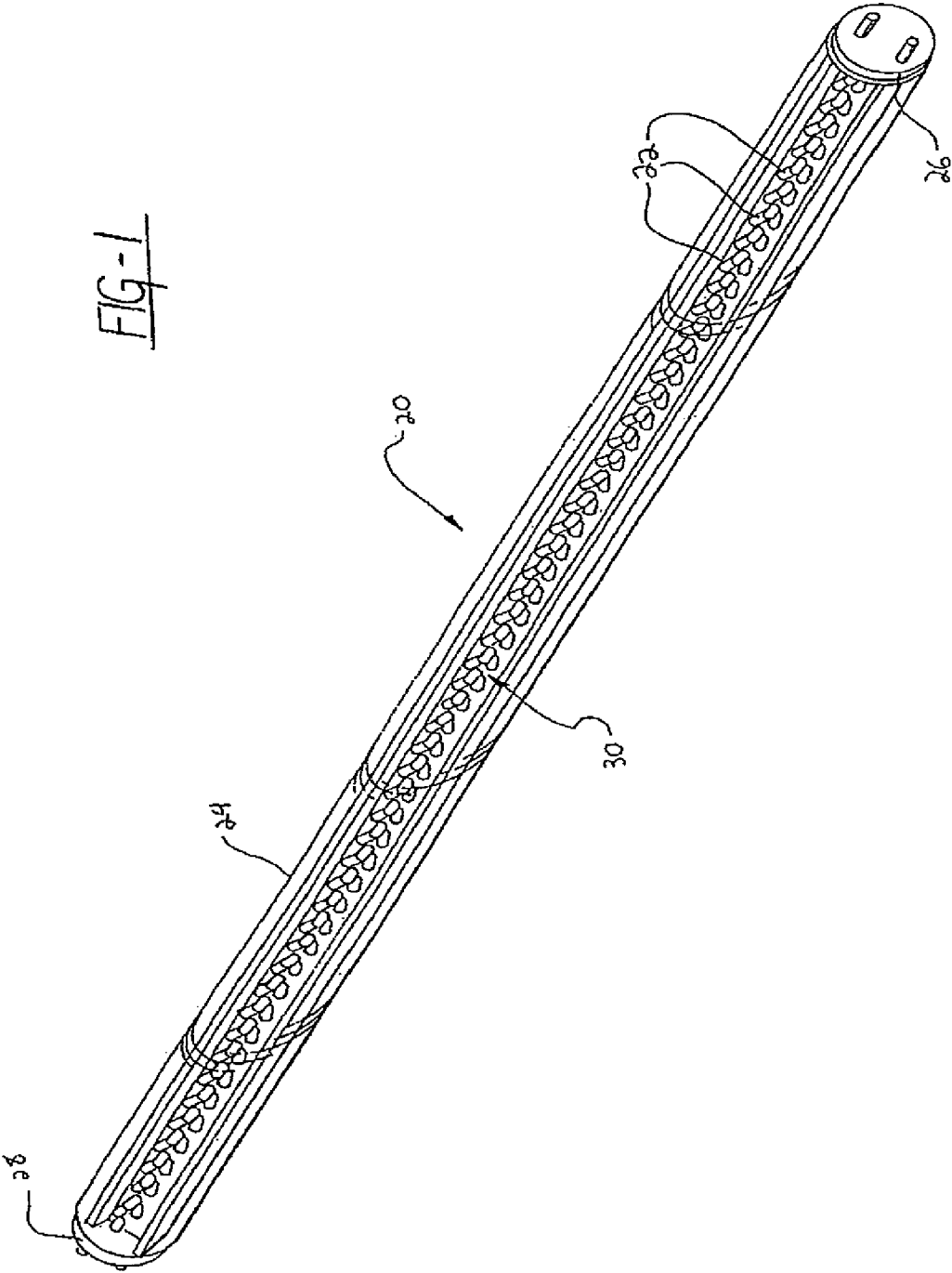
Inter Partes Review of U.S. Pat. No. 7,510,299 Declaration of Eric Bretschneider, Ph. D. (Exhibit 1014).

Complaint for Patent Infringement by Ilumisys, Inc. D/B/A Toggled, United States District Court for the Southern District of Texas, Case No. 4:16-CV-02793, dated Sep. 15, 2016, 45 pages.

Defendant's Initial Invalidation and Unenforceability Contentions by Ilumisys, LLC d/b/a Toggled, United States District Court for the Eastern District of Michigan, Case No. 2:13-cv-14961, dated May 8, 2015, 39 pages.

\* cited by examiner

FIG-1





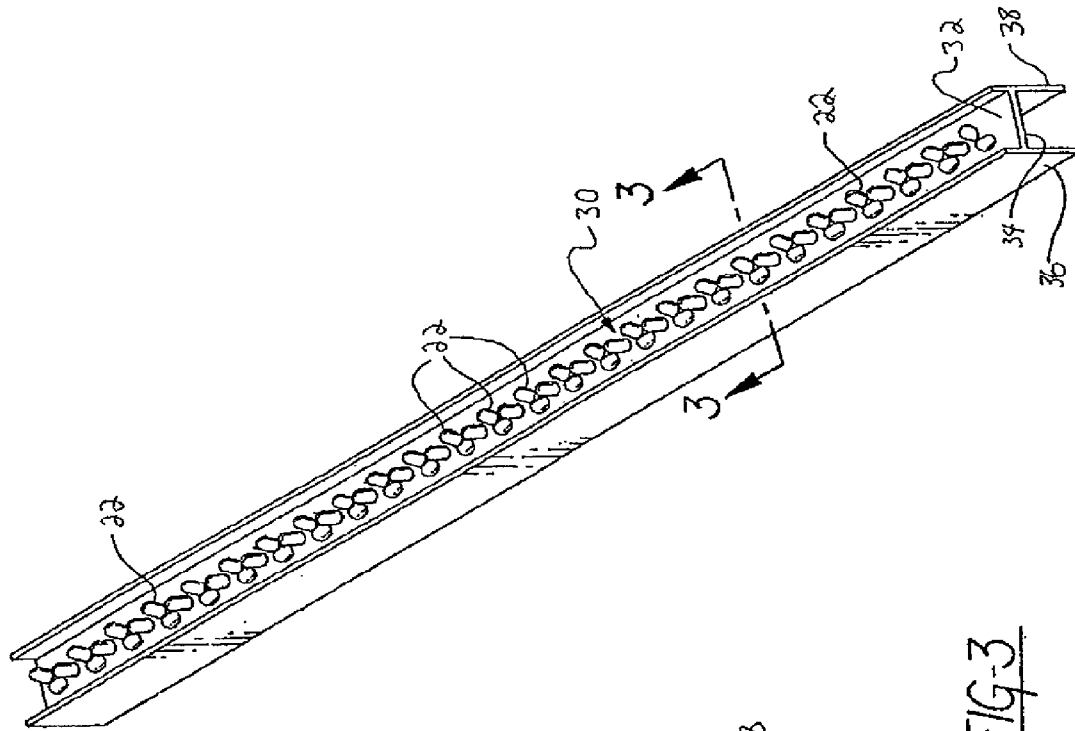


FIG-2

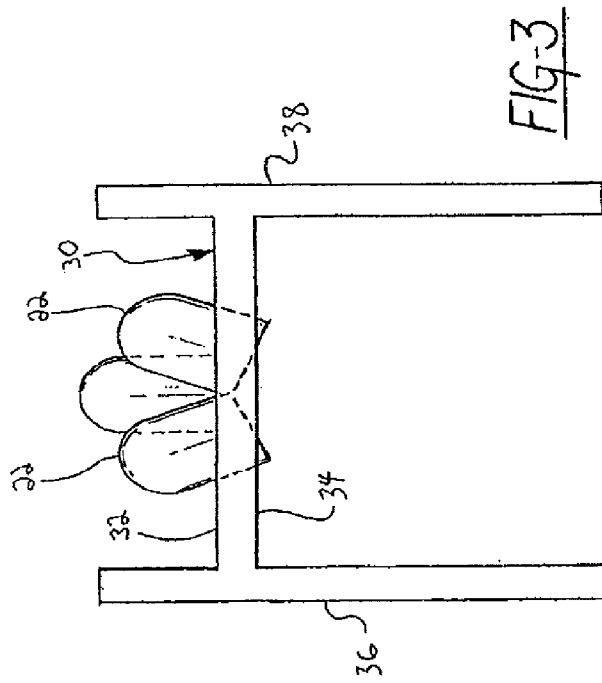


FIG-3

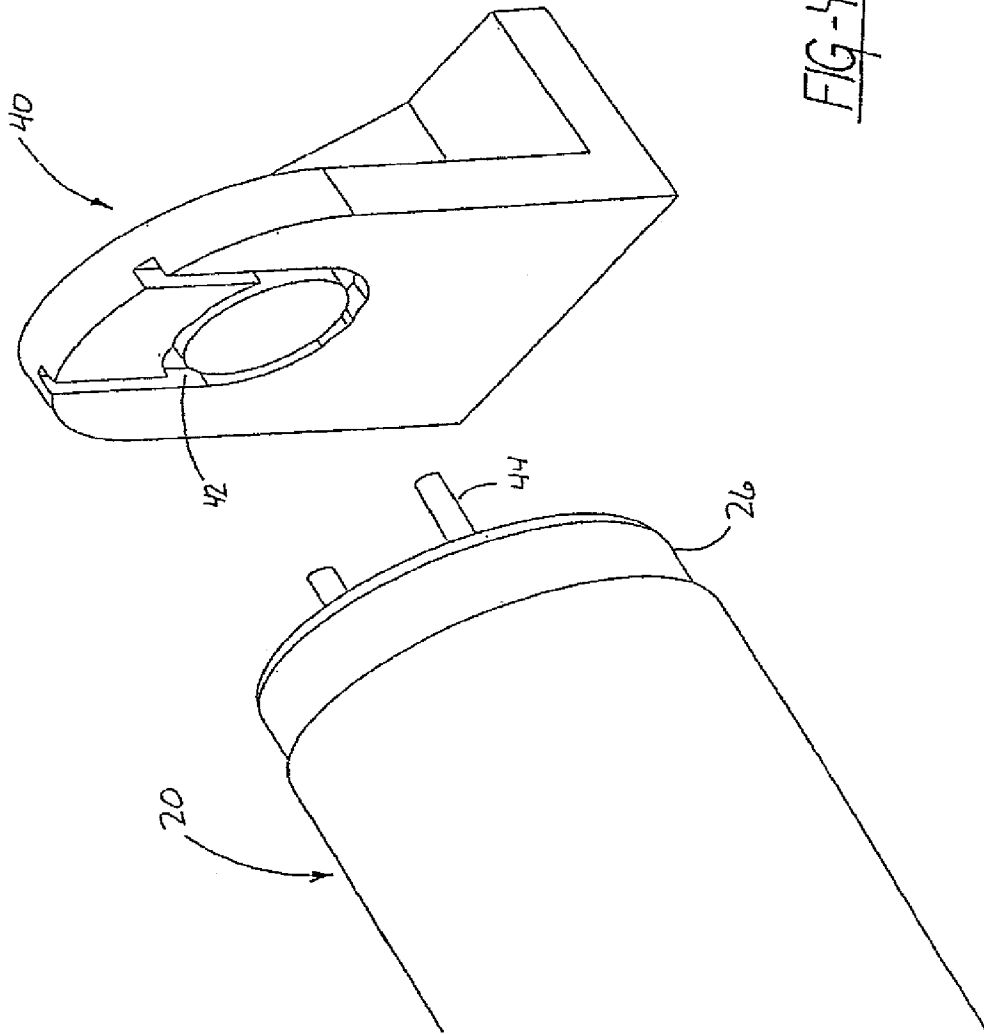


FIG-4

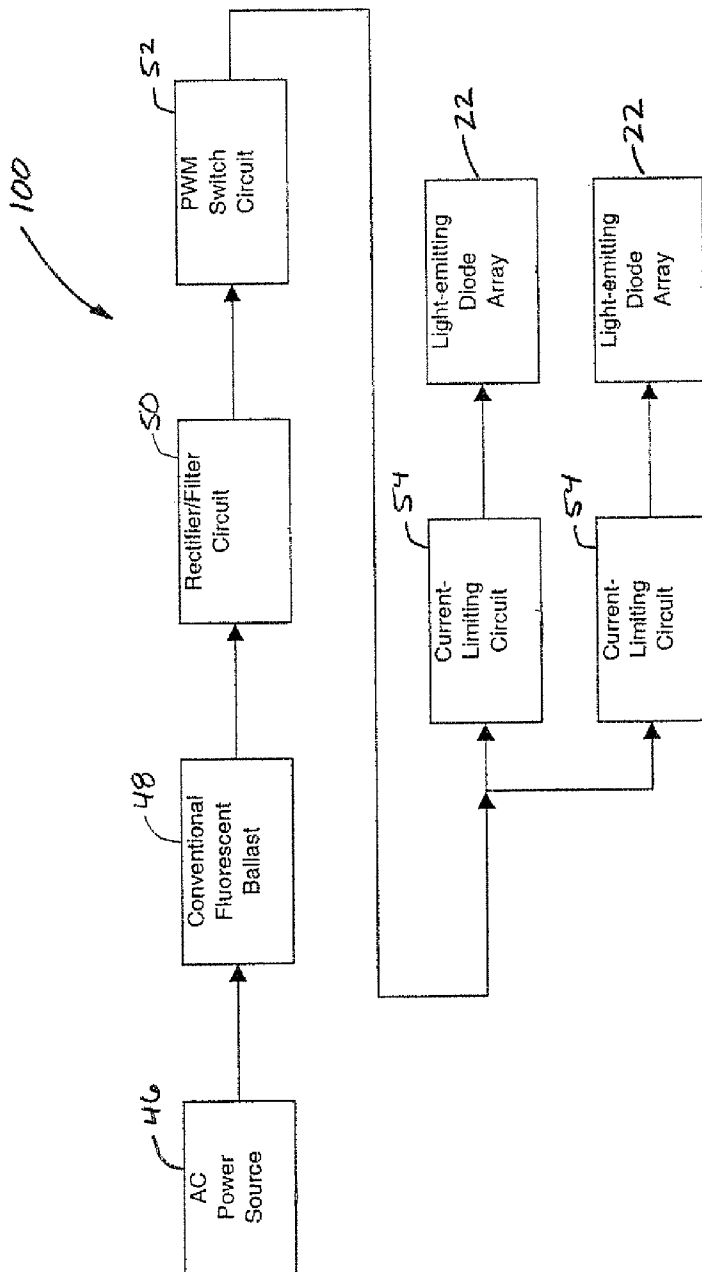


FIG. 5

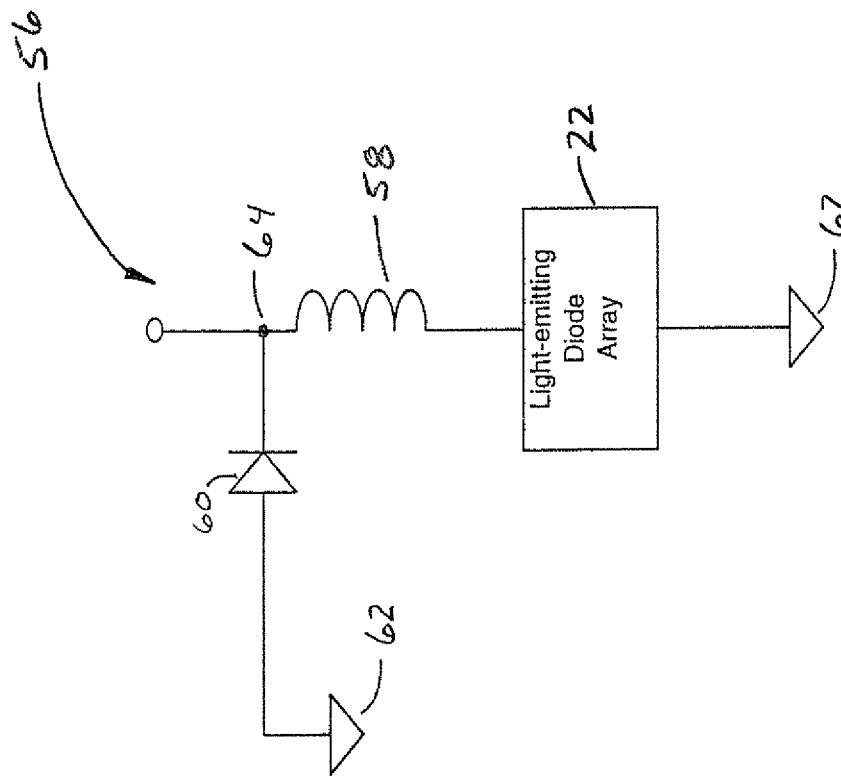


FIG. 6

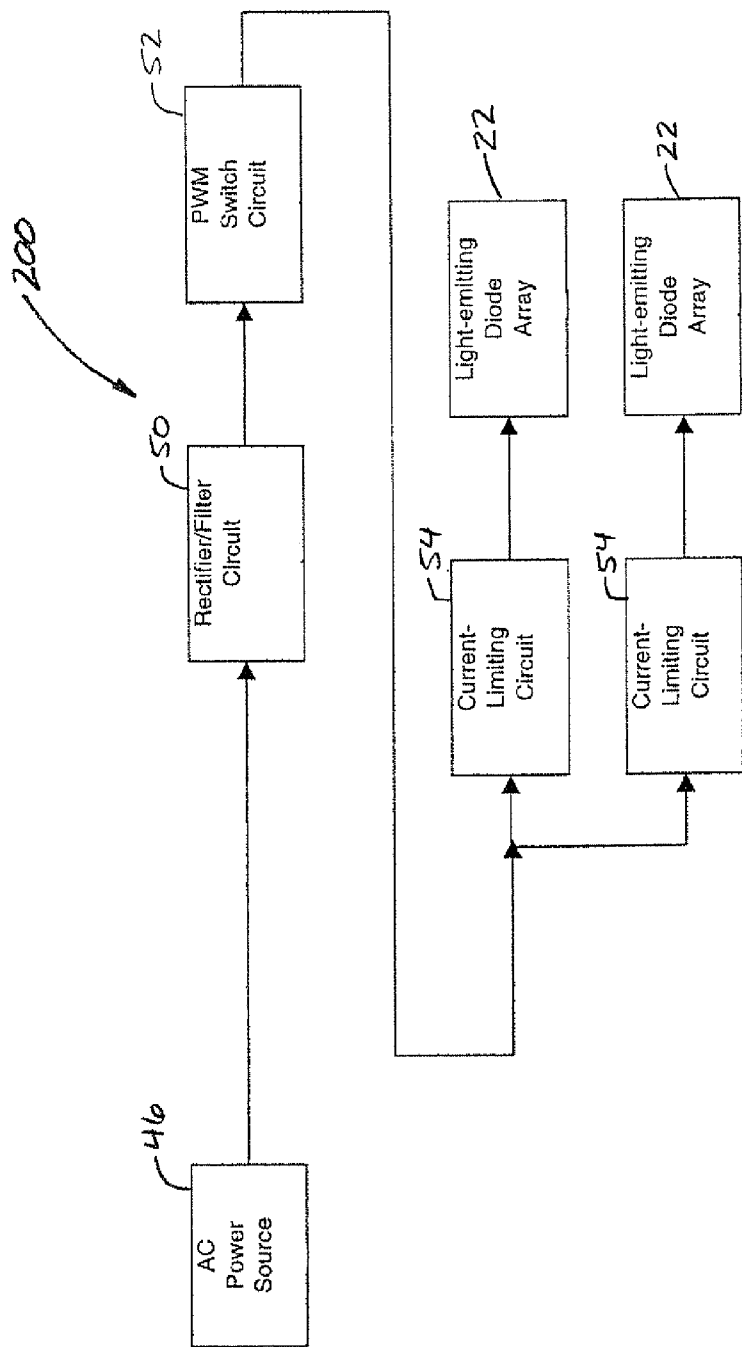


FIG. 7

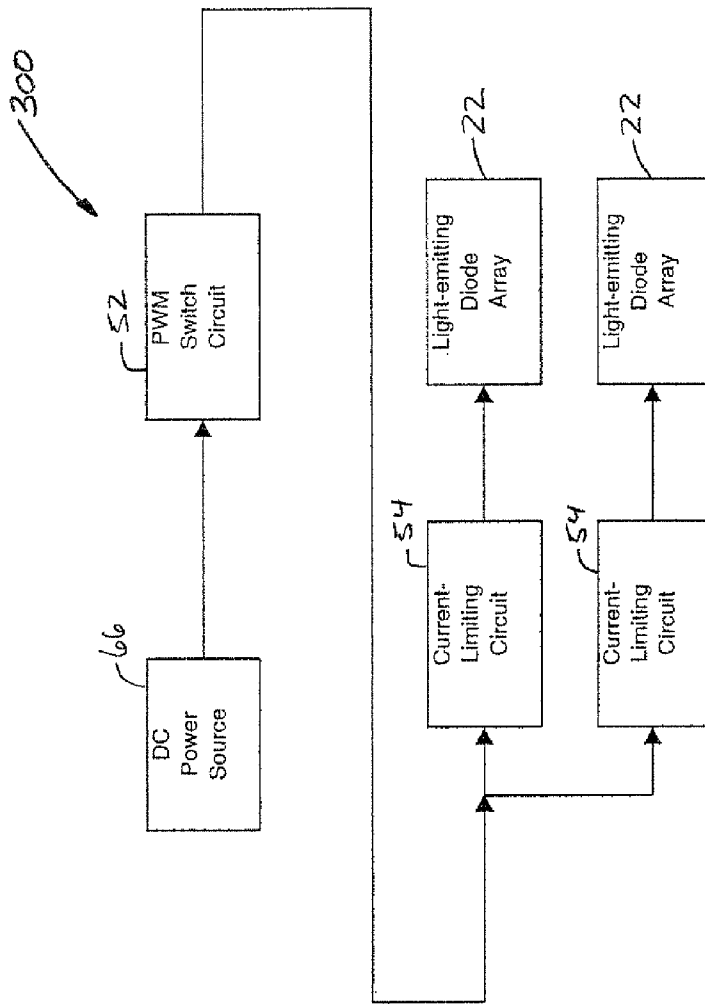


FIG. 8

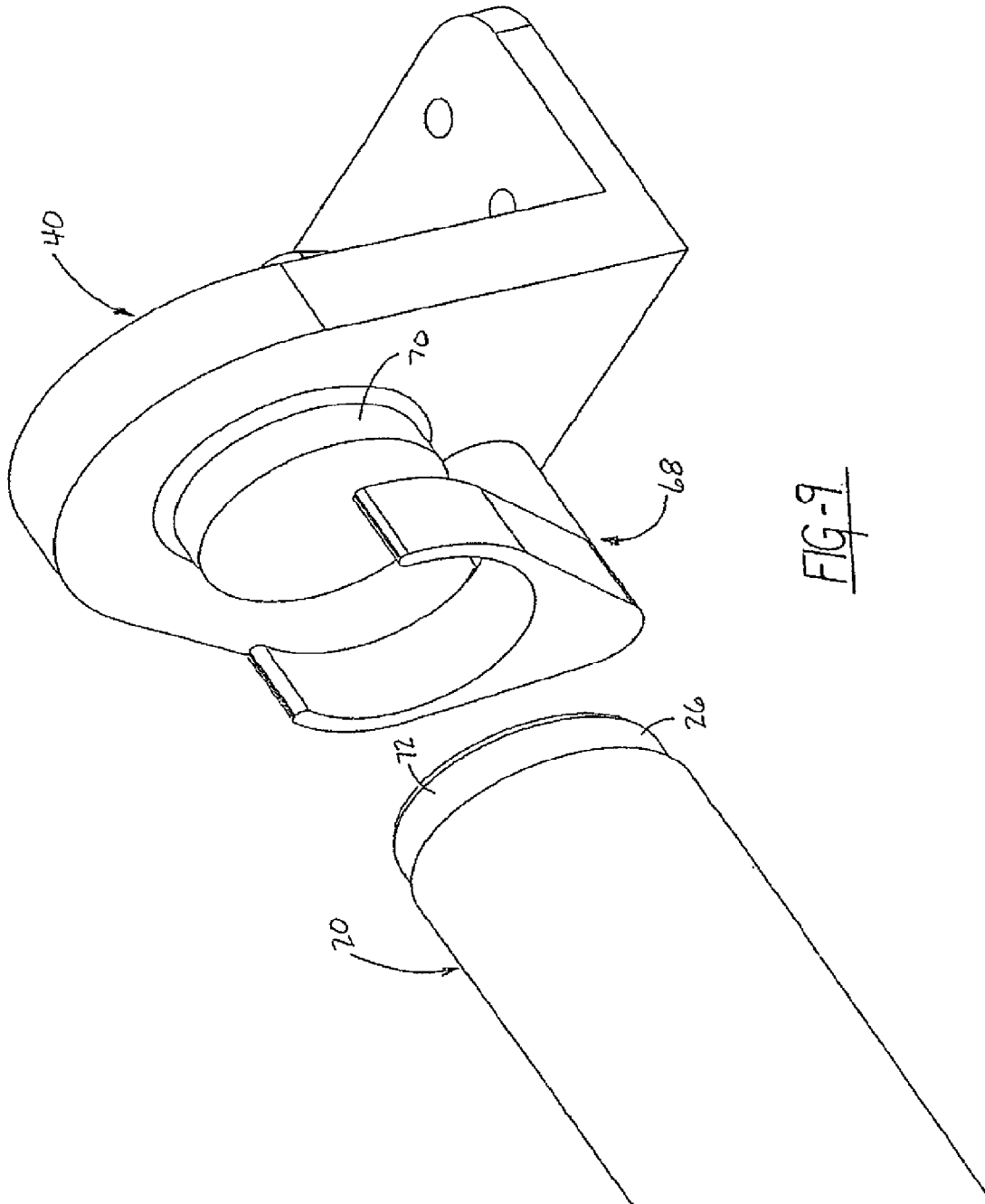


FIG-9

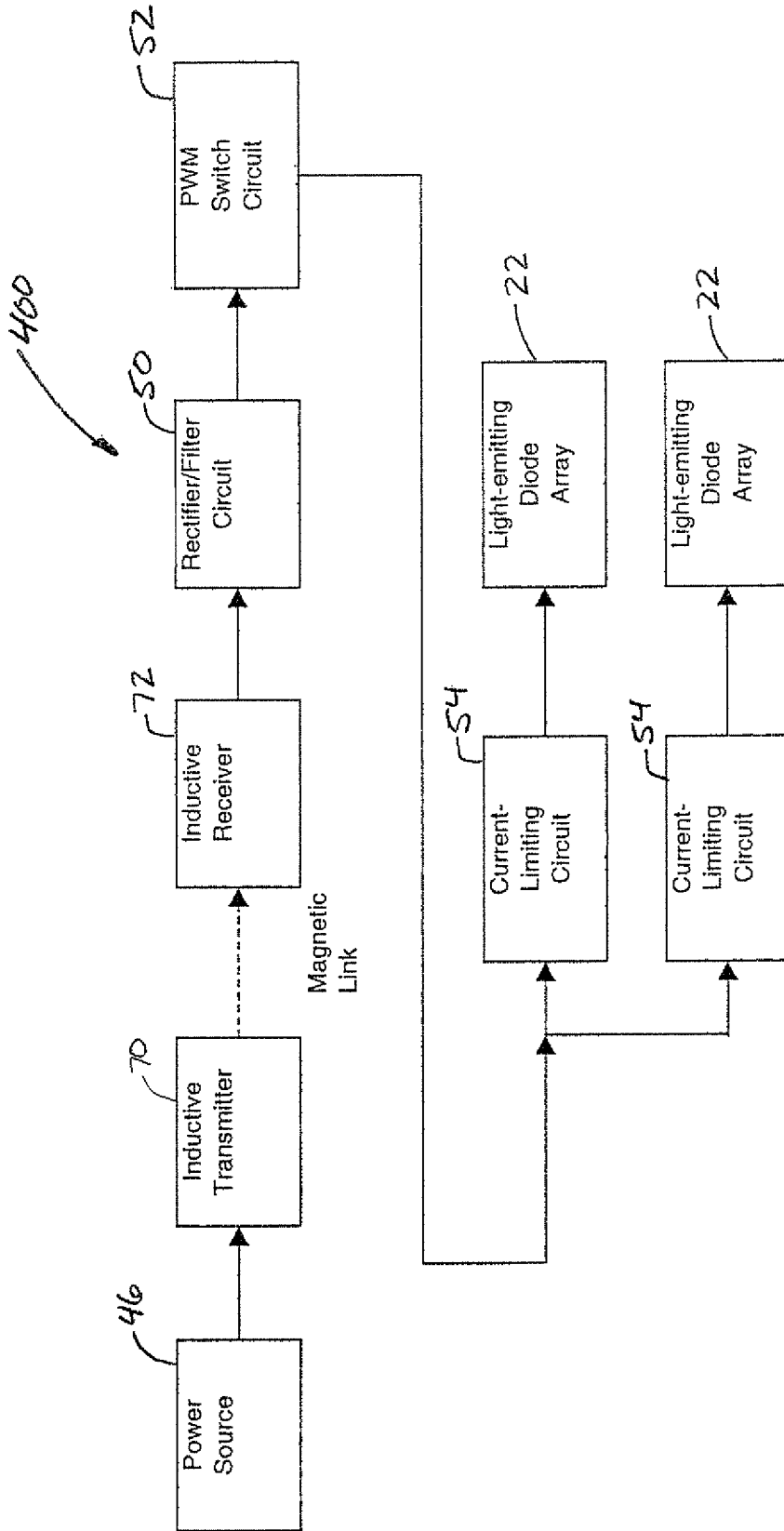


FIG. 10



## LIGHT TUBE AND POWER SUPPLY CIRCUIT

### CROSS-REFERENCE TO RELATED APPLICATIONS

This application is a continuation of U.S. patent application Ser. No. 15/187,456, filed Jun. 20, 2016, which is a continuation of U.S. patent application Ser. No. 14/865,325, filed Sep. 25, 2015 and issued as U.S. Pat. No. 9,416,923 on Aug. 16, 2016, which is a continuation of U.S. patent application Ser. No. 14/669,963, filed on Mar. 26, 2015 and issued as U.S. Pat. No. 9,222,626 on Dec. 29, 2015, which is a continuation of U.S. patent application Ser. No. 14/299,909, filed on Jun. 9, 2014 and issued as U.S. Pat. No. 9,006,990 on Apr. 14, 2015 and a continuation of U.S. patent application Ser. No. 14/299,915, filed Jun. 9, 2014 and issued as U.S. Pat. No. 9,006,993 on Apr. 14, 2015, which are continuations of U.S. patent application Ser. No. 13/777,331, filed Feb. 26, 2013 and issued as U.S. Pat. No. 8,866,396 on Oct. 21, 2014, which is a continuation of U.S. patent application Ser. No. 12/965,019, filed Dec. 10, 2010 and issued as U.S. Pat. No. 8,382,327 on Feb. 26, 2013, which is a continuation of U.S. patent application Ser. No. 11/085,744, filed Mar. 21, 2005 and issued as U.S. Pat. No. 8,247,985 on Aug. 21, 2012, which is a continuation of U.S. patent application Ser. No. 09/782,375, filed Feb. 12, 2001 and issued as U.S. Pat. No. 7,049,761 on May 23, 2006, which claims the benefit of U.S. Provisional Application No. 60/181,744 filed Feb. 11, 2000.

### FIELD OF THE INVENTION

The present invention relates to a light tube illuminated by LEDs (light emitting diodes) which are packaged inside the light tube and powered by a power supply circuit.

### BACKGROUND OF THE INVENTION

Conventional fluorescent lighting systems include fluorescent light tubes and ballasts. Such lighting systems are used in a variety of locations, such as buildings and transit buses, for a variety of lighting purposes, such as area lighting or backlighting. Although conventional fluorescent lighting systems have some advantages over known lighting options, such as incandescent lighting systems, conventional fluorescent light tubes and ballasts have several shortcomings. Conventional fluorescent light tubes have a short life expectancy, are prone to fail when subjected to excessive vibration, consume high amounts of power, require a high operating voltage, and include several electrical connections which reduce reliability. Conventional ballasts are highly prone to fail when subjected to excessive vibration. Accordingly, there is a desire to provide a light tube and power supply circuit which overcome the shortcomings of conventional fluorescent lighting systems. That is, there is a desire to provide a light tube and power supply circuit which have a long life expectancy, are resistant to vibration failure, consume low amounts of power, operate on a low voltage, and are highly reliable. It would also be desirable for such a light tube to mount within a conventional fluorescent light tube socket.

### SUMMARY OF THE INVENTION

Embodiments of a replacement light tube for replacing a fluorescent light tube are disclosed herein. In one embodi-

ment, the replacement light tube for replacing a fluorescent light tube includes a bulb portion extending between a first end and a second end, the bulb portion comprising a support structure, a plurality of white light emitting diodes (LEDs) and an elongate light-transmissive cover. The support structure has a first surface extending between the first end and the second end. The plurality of LEDs are supported by the first surface and arranged between the first end and the second end. The elongate light-transmissive cover extends between the first end and the second end and over the first surface of the support structure. A first end cap and a second end cap are disposed on the first end and the second end, respectively, each configured to fit with a socket for a fluorescent light tube. A power supply circuit is configured to provide power to the plurality of LEDs. The plurality of LEDs are arranged to emit light through the elongate light-transmissive cover and at least a portion of the power supply circuit is packaged inside at least one of the end caps.

In another embodiment, the replacement light tube includes a bulb portion extending between a first end and a second end, the bulb portion comprising a support structure, a plurality of white light emitting diodes (LEDs) and an elongate light-transmissive cover. The support structure has a first surface extending between the first end and the second end. The plurality of LEDs are supported by the first surface and arranged between the first end and the second end, the LEDs being disposed along a base of a channel defined by the support structure. The elongate light-transmissive cover extends between the first end and the second end and over the first surface of the support structure. A first end cap and a second end cap are disposed on the first end and the second end, respectively, each configured to fit with a socket for a fluorescent light tube. A power supply circuit is configured to provide power to the plurality of LEDs, the power supply circuit comprising a rectifier configured to receive alternating current (AC) input from a ballast and to provide direct current (DC) output. The plurality of LEDs are arranged to emit light through the elongate light-transmissive cover and at least a portion of the power supply circuit is packaged inside at least one of the end caps.

These and other embodiments will be discussed in additional detail hereafter.

### BRIEF DESCRIPTION OF THE DRAWINGS

The description herein makes reference to the accompanying drawings wherein like reference numerals refer to like parts throughout the several views, and wherein:

FIG. 1 is a line drawing showing a light tube, in perspective view, which in accordance with the present invention is illuminated by LEDs packaged inside the light tube;

FIG. 2 is a perspective view of the LEDs mounted on a circuit board;

FIG. 3 is a cross-sectional view of FIG. 2 taken along lines 3-3;

FIG. 4 is a fragmentary, perspective view of one embodiment of the present invention showing one end of the light tube disconnected from one end of a light tube socket;

FIG. 5 is an electrical block diagram of a first power supply circuit for supplying power to the light tube;

FIG. 6 is an electrical schematic of a switching power supply type current limiter;

FIG. 7 is an electrical block diagram of a second power supply circuit for supplying power to the light tube;

FIG. 8 is an electrical block diagram of a third power supply circuit for supplying power to the light tube;

FIG. 9 is a fragmentary, perspective view of another embodiment of the present invention showing one end of the light tube disconnected from one end of the light tube socket; and

FIG. 10 is an electrical block diagram of a fourth power supply circuit for supplying power to the light tube.

#### DETAILED DESCRIPTION

FIG. 1 is a line drawing showing a light tube 20 in perspective view. In accordance with the present invention, the light tube 20 is illuminated by LEDs 22 packaged inside the light tube 20. The light tube 20 includes a cylindrically shaped bulb portion 24 having a pair of end caps 26 and 28 disposed at opposite ends of the bulb portion. Preferably, the bulb portion 24 is made from a transparent or translucent material such as glass, plastic, or the like. As such, the bulb material may be either clear or frosted.

In a preferred embodiment of the present invention, the light tube 20 has the same dimensions and end caps 26 and 28 (e.g. electrical male bi-pin connectors, type G13) as a conventional fluorescent light tube. As such, the present invention can be mounted in a conventional fluorescent light tube socket.

The line drawing of FIG. 1 also reveals the internal components of the light tube 20. The light tube 20 further includes a circuit board 30 with the LEDs 22 mounted thereon. The circuit board 30 and LEDs 22 are enclosed inside the bulb portion 24 and the end caps 26 and 28.

FIG. 2 is a perspective view of the LEDs 22 mounted on the circuit board 30. A group of LEDs 22, as shown in FIG. 2, is commonly referred to as a bank or array of LEDs. Within the scope of the present invention, the light tube 20 may include one or more banks or arrays of LEDs 22 mounted on one or more circuit boards 30. In a preferred embodiment of the present invention, the LEDs 22 emit white light and, thus, are commonly referred to in the art as white LEDs. In FIGS. 1 and 2, the LEDs 22 are mounted to one surface 32 of the circuit board 30. In a preferred embodiment of the present invention, the LEDs 22 are arranged to emit or shine white light through only one side of the bulb portion 24, thus directing the white light to a predetermined point of use. This arrangement reduces light losses due to imperfect reflection in a conventional lighting fixture. In alternative embodiments of the present invention, LEDs 22 may also be mounted, in any combination, to the other surfaces 34, 36, and/or 38 of the circuit board 30.

FIG. 3 is a cross-sectional view of FIG. 2 taken along lines 3-3. To provide structural strength along the length of the light tube 20, the circuit board 30 is designed with a H-shaped cross-section. To produce a predetermined radiation pattern or dispersion of light from the light tube 20, each LED 22 is mounted at an angle relative to adjacent LEDs and/or the mounting surface 32. The total radiation pattern of light from the light tube 20 is effected by (1) the mounting angle of the LEDs 22 and (2) the radiation pattern of light from each LED. Currently, white LEDs having a viewing range between 6° and 45° are commercially available.

FIG. 4 is a fragmentary, perspective view of one embodiment of the present invention showing one end of the light tube 20 disconnected from one end of a light tube socket 40. Similar to conventional fluorescent lighting systems and in this embodiment of the present invention, the light tube socket 40 includes a pair of electrical female connectors 42 and the light tube 20 includes a pair of mating electrical male connectors 44.

Within the scope of the present invention, the light tube 20 may be powered by one of four power supply circuits 100, 200, 300, and 400. A first power supply circuit includes a power source and a conventional fluorescent ballast. A second power supply circuit includes a power source and a rectifier/filter circuit. A third power supply circuit includes a DC power source and a PWM (Pulse Width Modulation) circuit. A fourth power supply circuit powers the light tube 20 inductively.

FIG. 5 is an electrical block diagram of a first power supply circuit 100 for supplying power to the light tube 20. The first power supply circuit 100 is particularly adapted to operate within an existing, conventional fluorescent lighting system. As such, the first power supply circuit 100 includes a conventional fluorescent light tube socket 40 having two electrical female connectors 42 disposed at opposite ends of the socket. Accordingly, a light tube 20 particularly adapted for use with the first power supply circuit 100 includes two end caps 26 and 28, each end cap having the form of an electrical male connector 44 which mates with a corresponding electrical female connector 42 in the socket 40.

The first power supply circuit 100 also includes a power source 46 and a conventional magnetic or electronic fluorescent ballast 48. The power source 46 supplies power to the conventional fluorescent ballast 48.

The first power supply circuit 100 further includes a rectifier/filter circuit 50, a PWM circuit 52, and one or more current-limiting circuits 54. The rectifier/filter circuit 50, the PWM circuit 52, and the one or more current-limiting circuits 54 of the first power supply circuit 100 are packaged inside one of the two end caps 26 or 28 of the light tube 20.

The rectifier/filter circuit 50 receives AC power from the ballast 48 and converts the AC power to DC power. The PWM circuit 52 receives the DC power from the rectifier/filter circuit 50 and pulse-width modulates the DC power to the one or more current-limiting circuits 54. In a preferred embodiment of the present invention, the PWM circuit 52 receives the DC power from the rectifier/filter circuit 50 and cyclically switches the DC power on and off to the one or more current-limiting circuits 54. The DC power is switched on and off by the PWM circuit 52 at a frequency which causes the white light emitted from the LEDs 22 to appear, when viewed with a "naked" human eye, to shine continuously. The PWM duty cycle can be adjusted or varied by control circuitry (not shown) to maintain the power consumption of the LEDs 22 at safe levels.

The DC power is modulated for several reasons. First, the DC power is modulated to adjust the brightness or intensity of the white light emitted from the LEDs 22 and, in turn, adjust the brightness or intensity of the white light emitted from the light tube 20. Optionally, the brightness or intensity of the white light emitted from the light tube 20 may be adjusted by a user. Second, the DC power is modulated to improve the illumination efficiency of the light tube 20 by capitalizing upon a phenomenon in which short pulses of light at high brightness or intensity to appear brighter than a continuous, lower brightness or intensity of light having the same average power. Third, the DC power is modulated to regulate the intensity of light emitted from the light tube 20 to compensate for supply voltage fluctuations, ambient temperature changes, and other such factors that affect the intensity of white light emitted by the LEDs 22. Fourth, the DC power is modulated to raise the variations of the frequency of light above the nominal variation of 120 to 100 Hz thereby reducing illumination artifacts caused by low frequency light variations, including interactions with video screens. Fifth, the DC power may optionally be modulated

5

to provide an alarm function wherein light from the light tube 20 cyclically flashes on and off.

The one or more current-limiting circuits 54 receive the pulse-width modulated or switched DC power from the PWM circuit 52 and transmit a regulated amount of power to one or more arrays of LEDs 22. Each current-limiting circuit 54 powers a bank of one or more white LEDs 22. If a bank of LEDs 22 consists of more than one LED, the LEDs are electrically connected in series in an anode to cathode arrangement. If brightness or intensity variation between the LEDs 22 can be tolerated, the LEDs can be electrically connected in parallel.

The one or more current-limiting circuits 54 may include (1) a resistor, (2) a current-limiting semiconductor circuit, or (3) a switching power supply type current limiter.

FIG. 6 is an electrical schematic of a switching power supply type current limiter 56. The limiter 56 includes an inductor 58, electrically connected in series between the PWM circuit 52 and the array of LEDs 22, and a power diode 60, electrically connected between ground 62 and a PWM circuit/inductor node 64. The diode 60 is designed to begin conduction after the PWM circuit 52 is switched off. In this case, the value of the inductor 58 is adjusted in conjunction with the PWM duty cycle to provide the benefits described above. The switching power supply type current limiter 56 provides higher power efficiency than the other types of current-limiting circuits listed above.

FIG. 7 is an electrical block diagram of a second power supply circuit 200 for supplying power to the light tube 20. Similar to the first power supply circuit 100, the second power supply circuit 200 includes a conventional fluorescent light tube socket 40 having two electrical female connectors 42 disposed at opposite ends of the socket 40. Accordingly, a light tube 20 particularly adapted for use with the second power supply circuit 200 includes two end caps 26 and 28, each end cap having the form of an electrical male connector 44 which mates with a corresponding electrical female connector 42 in the socket 40.

In the second power supply circuit 200, the power source 46 supplies power directly to the rectifier/filter circuit 50. The rectifier/filter circuit 50, the PWM circuit 52, and the one or more current-limiting circuits 54 operate as described above to power the one or more arrays of LEDs 22. The rectifier/filter circuit 50, the PWM circuit 52, and the one or more current-limiting circuits 54 of the second power supply circuit 200 are preferably packaged inside the end caps 26 and 28 or the bulb portion 24 of the light tube 20 or inside the light tube socket 40.

FIG. 8 is an electrical block diagram of a third power supply circuit 300 for supplying power to the light tube 20. Similar to the first and second power supply circuits 100 and 200, the third power supply circuit 300 includes a conventional fluorescent light tube socket 40 having two electrical female connectors 42 disposed at opposite ends of the socket 40. Accordingly, a light tube 20 particularly adapted for use with the third power supply circuit 300 includes two end caps 26 and 28, each end cap having the form of an electrical male connector 44 which mates with a corresponding electrical female connector 42 in the socket 40.

The third power supply circuit 300 includes a DC power source 66, such as a vehicle battery. In the third power supply circuit 300, the DC power source 66 supplies DC power directly to the PWM circuit 52. The PWM circuit 52 and the one or more current-limiting circuits 54 operate as described above to power the one or more arrays of LEDs 22. In the third power supply circuit 300, the PWM circuit 52 is preferably packaged in physical location typically

6

occupied by the ballast of a conventional fluorescent lighting system while the one or more current-limiting circuits 54 and LEDs 22 are preferably packaged inside the light tube 20, in either one of the two end caps 26 or 28 or the bulb portion 24.

FIG. 9 is a fragmentary, perspective view of another embodiment of the present invention showing one end of the light tube 20 disconnected from one end of the light tube socket 40. In this embodiment of the present invention, the light tube socket 40 includes a pair of brackets 68 and the light tube 20 includes a pair of end caps 26 and 28 which mate with the brackets 68.

FIG. 10 is an electrical block diagram of a fourth power supply circuit 400 for supplying power to the light tube 20. Unlike the first, second, and third power supply circuits 100, 200, and 300 which are powered through direct electrical male and female connectors 44 and 42, the fourth power supply circuit 400 is powered inductively. As such, the fourth power supply circuit 400 includes a light tube socket 40 having two brackets 68 disposed at opposite ends of the socket 40. At least one bracket 68 includes an inductive transmitter 70. Accordingly, a light tube 20 particularly adapted for use with the fourth power supply circuit 400 has two end caps 26 and 28 with at least one end cap including an inductive receiver or antenna 72. When the light tube 20 is mounted in the light tube socket 40, the at least one inductive receiver 72 in the light tube 20 is disposed adjacent to the at least one inductive transmitter 70 in the light tube socket 40.

The fourth power supply circuit 400 includes the power source 46 which supplies power to the at least one inductive transmitter 70 in the light tube socket 40. The at least one transmitter 70 inductively supplies power to the at least one receiver 72 in one of the end caps 26 and/or 28 of the light tube 20. The at least one inductive receiver 72 supplies power to the rectifier/filter circuit 50. The rectifier/filter circuit 50, PWM circuit 52, and the one or more current-limiting circuits 54 operate as described above to power the one or more arrays of LEDs 22. In this manner, the light tube 20 is powered without direct electrical connection.

What is claimed is:

1. A method for providing a light tube for mounting within a conventional fluorescent light tube socket, the method comprising:

disposing the plurality of light emitting diodes on a rigid support structure, the rigid support structure comprising spaced-apart sidewalls forming a channel and a planar portion having a first surface extending in the channel formed by the sidewalls, the light emitting diodes being disposed on the first surface;

disposing the support structure and plurality of light emitting diodes within a tubular housing comprising a transmissive cover for the light emitting diodes, wherein at least a portion of the sidewalls contact an interior surface of the tubular housing; and

disposing a pair of end caps at opposite ends of the tubular housing, each end cap configured to fit with the conventional fluorescent light tube socket.

2. The method of claim 1, wherein disposing the plurality of light emitting diodes relative to the light transmissive cover comprises covering the light emitting diodes with the light transmissive cover of the tubular housing.

3. The method of claim 2, wherein the portion of the sidewalls contact the light transmissive cover when the support structure is disposed within the tubular housing.

4. The method of claim 1, wherein, when disposed within the tubular housing, the support structure divides the tubular

housing into a first space in which the plurality of light emitting diodes are housed and a second space defined by the planar portion, the sidewalls and the interior surface of the tubular housing.

5 5. The method of claim 1, wherein the planar portion is integral with the sidewalls.

6. The method of claim 1, wherein the sidewalls are generally perpendicular to the planar portion.

7. The method of claim 1, wherein the support structure comprises a circuit board and the light emitting diodes are mounted on a surface of the circuit board.

8. The method of claim 1, wherein the power supply circuit is configured to regulate the intensity of light emitted from the plurality of light emitting diodes to compensate for voltage fluctuations from the power source during operation of the light tube.

9. The method of claim 1, further comprising connecting a power supply circuit to the plurality of light emitting diodes and disposing the power supply circuit within the light tube.

10. The method of claim 9, wherein the power supply circuit is configured to regulate the intensity of light emitted from the plurality of light emitting diodes to compensate for ambient temperature changes during operation of the light tube.

11. The method of claim 9, wherein the power supply circuit comprises a pulse width modulator configured to receive the power from the power source and provide regulated power to the light emitting diodes by pulse-width modulating the received power during operation of the light tube.

12. The method of claim 11, wherein the power supply circuit comprises a current limiter having an inductive element electrically coupled between the pulse width modulator and at least some of the plurality of light emitting diodes, the current limiter configured to receive power from the pulse width modulator and to transmit power to the at least some of the plurality of light emitting diodes during operation of the light tube.

13. The method of claim 9, wherein the power supply circuitry is configured to switch power to the plurality of light emitting diodes on and off at a frequency and to cause

the light emitted from the plurality of light emitting diodes to appear, when viewed by a human eye, to shine continuously during operation of the light tube.

14. The method of claim 9, wherein at least some components of the power supply circuits are disposed within at least one of the end caps.

15. The method of claim 9, wherein the power supply circuit comprises a rectifier configured to receive alternating current (AC) input and to provide direct current (DC) output during operation of the light tube.

16. The method of claim 15, wherein the rectifier is arranged to provide the DC output to a pulse width modulator during operation of the light tube.

17. The method of claim 1, wherein each end cap comprises a bi-pin connector for connecting with the conventional fluorescent light tube socket.

18. The method of claim 17, further comprising connecting a power supply circuit to the plurality of light emitting diodes and electrically connecting the power supply circuit to the bi-pin connector of at least one end cap.

19. The method of claim 1, wherein the light emitting diodes are arranged along an axis extending between the end caps.

20. The method of claim 1, wherein the light emitting diodes are white light emitting diodes.

21. The method of claim 1, wherein the light transmissive cover is a tube formed from a transparent or translucent material.

22. The method of claim 1, wherein the tubular housing is a cylindrical tube.

23. The method of claim 1, wherein the light emitting diodes comprises a first light emitting diode and a second light emitting diode, the first light emitting diode being the light emitting diode closest to an end of the rigid support structure and the second light emitting diode being the next closest to the end of the rigid support structure, the first and second light emitting diodes being disposed such that a shortest distance between the first light emitting diode and the second light emitting diode is less than a shortest distance between the first light emitting diode and the end of the rigid support structure.

\* \* \* \* \*

UNITED STATES PATENT AND TRADEMARK OFFICE  
**CERTIFICATE OF CORRECTION**

PATENT NO. : 9,752,736 B2  
APPLICATION NO. : 15/373356  
DATED : September 5, 2017  
INVENTOR(S) : Jos Timmermans et al.

Page 1 of 1

It is certified that error appears in the above-identified patent and that said Letters Patent is hereby corrected as shown below:

On the Title Page

Column 1, Item (72) Inventors, Second Inventor, Jean C. Raymond:  
Delete "Nominique (CA)", and insert -- Nomingue, (CA) -- therefor.

In the Claims

In Column 8, Line 37, In Claim 23:  
After "being" delete "are".

Signed and Sealed this  
Seventeenth Day of October, 2017



Joseph Matal  
*Performing the Functions and Duties of the  
Under Secretary of Commerce for Intellectual Property and  
Director of the United States Patent and Trademark Office*