



US00D617036S

(12) **United States Design Patent**
Trumble et al.

(10) **Patent No.:** **US D617,036 S**

(45) **Date of Patent:** **** Jun. 1, 2010**

(54) **TURN LAMP**

(75) Inventors: **James B. Trumble**, Royal Oak, MI (US); **Erin D. Lavigne**, St. Catharines, CA (US); **Matthew D. Betteker**, Medina, OH (US)

(73) Assignee: **Altair Engineering, Inc.**, Troy, MI (US)

(**) Term: **14 Years**

(21) Appl. No.: **29/326,798**

(22) Filed: **Oct. 24, 2008**

(51) **LOC (9) Cl.** **23-03**

(52) **U.S. Cl.** **D26/93**

(58) **Field of Classification Search** D26/1, D26/24, 67, 93-94, 101, 104-110, 113, 118; 362/3, 153, 186, 217, 255, 257, 277, 317, 362/351, 353, 362, 363, 382, 431, 433, 458, 362/806; D6/534; D11/153-154; D25/58, D25/106

See application file for complete search history.

(56) **References Cited**

U.S. PATENT DOCUMENTS

D205,858 S * 9/1966 Klausen D26/105

D302,048 S * 7/1989 Dolfi D26/103
D440,089 S * 4/2001 Lillelund et al. D6/534
D548,875 S * 8/2007 Schieber D26/93
D577,458 S * 9/2008 Chan et al. D26/104

* cited by examiner

Primary Examiner—Brian N Vinson

(74) *Attorney, Agent, or Firm*—Young Basile

(57) **CLAIM**

The ornamental design for a turn lamp, as shown and described.

DESCRIPTION

FIG. 1 is a front perspective view of a turn lamp embodying the ornamental design constituting our invention;

FIG. 2 is a front view of the turn lamp of FIG. 1;

FIG. 3 is a rear view of the turn lamp of FIG. 1;

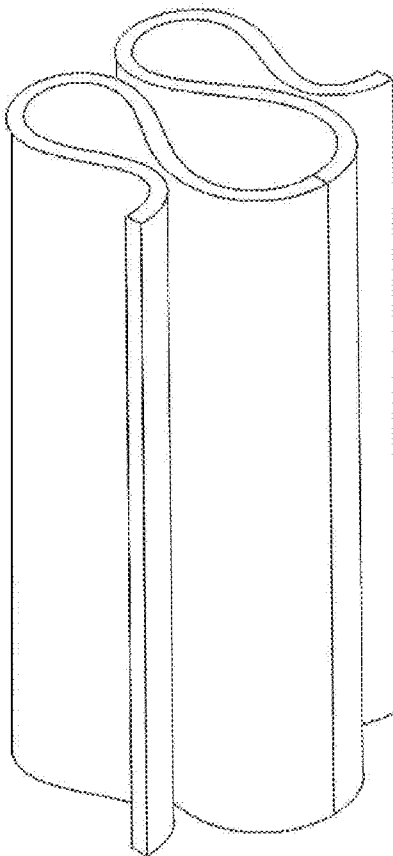
FIG. 4 is a left-side elevational view of the turn lamp of FIG. 1;

FIG. 5 is a right-side elevational view of the turn lamp of FIG. 1;

FIG. 6 is a bottom view of the turn lamp of FIG. 1; and,

FIG. 7 is a top view of the turn lamp of FIG. 1.

1 Claim, 7 Drawing Sheets






FIG-1




FIG-2




FIG-3




FIG. 4




FIG-5




FIG-6




FIG-7