



US00D781248S

(12) **United States Design Patent**
Amrine, Jr. et al.

(10) **Patent No.:** **US D781,248 S**

(45) **Date of Patent:** **** Mar. 14, 2017**

(54) **WALL LIGHT SWITCH**

(71) Applicant: **Illumisys, Inc.**, Troy, MI (US)

(72) Inventors: **James M. Amrine, Jr.**, Ann Arbor, MI (US); **Marjorie Sauer**, Royal Oak, MI (US); **Kevin Robert Shinn**, Edenville, MI (US)

(73) Assignee: **iLumisys, Inc.**, Troy, MI (US)

(**) Term: **15 Years**

(21) Appl. No.: **29/559,821**

(22) Filed: **Mar. 31, 2016**

(51) **LOC (10) Cl.** **13-03**

(52) **U.S. Cl.**
USPC **D13/164**

(58) **Field of Classification Search**
USPC D13/162, 164, 171
CPC H01H 3/02; H01H 3/0213; H01H 3/12;
H01H 3/122; H01H 9/02; H01H 9/16;
H01H 9/161; H01H 9/18; H05B 33/0803;
H05B 33/0863; H05B 37/0227; H05B
37/0272; H05B 39/02; H05B 39/085;
H05B 39/086; H05B 39/0884

See application file for complete search history.

(56) **References Cited**

U.S. PATENT DOCUMENTS

D473,527 S * 4/2003 Wengrower D13/169
D553,583 S * 10/2007 Xu D13/164

D658,592 S * 5/2012 Kim D13/162
D733,077 S * 6/2015 Panis D13/171
9,287,069 B2 * 3/2016 Suzuki H01H 23/025
2010/0308735 A1 * 12/2010 Liu H05B 37/0227
315/149

* cited by examiner

Primary Examiner — Selina Sikder

(74) *Attorney, Agent, or Firm* — Fish & Richardson P.C.

(57) **CLAIM**

The ornamental design for a wall light switch, as shown and described.

DESCRIPTION

FIG. 1 is a perspective view from the front and left side of the wall light switch according to our new design.

FIG. 2 is a front view of the wall light switch of FIG. 1.

FIG. 3 is a left side view of the wall light switch of FIG. 1.

FIG. 4 is a right side view of the wall light switch of FIG. 1.

FIG. 5 is a top view of the wall light switch of FIG. 1; and, FIG. 6 is a bottom view of the wall light switch of FIG. 1. The rear view is devoid of surface ornamentation and so is not shown.

The wall light switch is shown in broken lines for illustrative purposes only and forms no part of the claimed design.

Surface shading is provided to clearly show the character and contour of the surfaces.

The ornamental design of the present disclosure is a touch sensitive wall light switch for wireless control of a light.

1 Claim, 4 Drawing Sheets

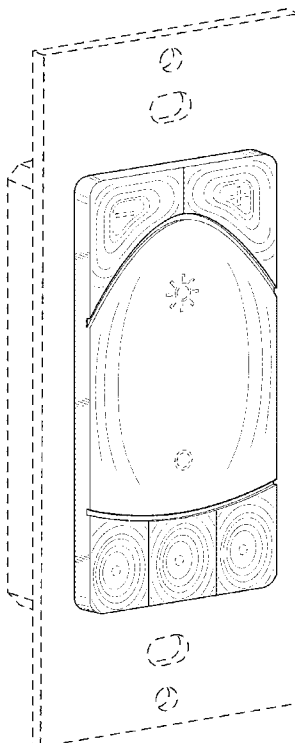


FIG. 1




FIG. 2

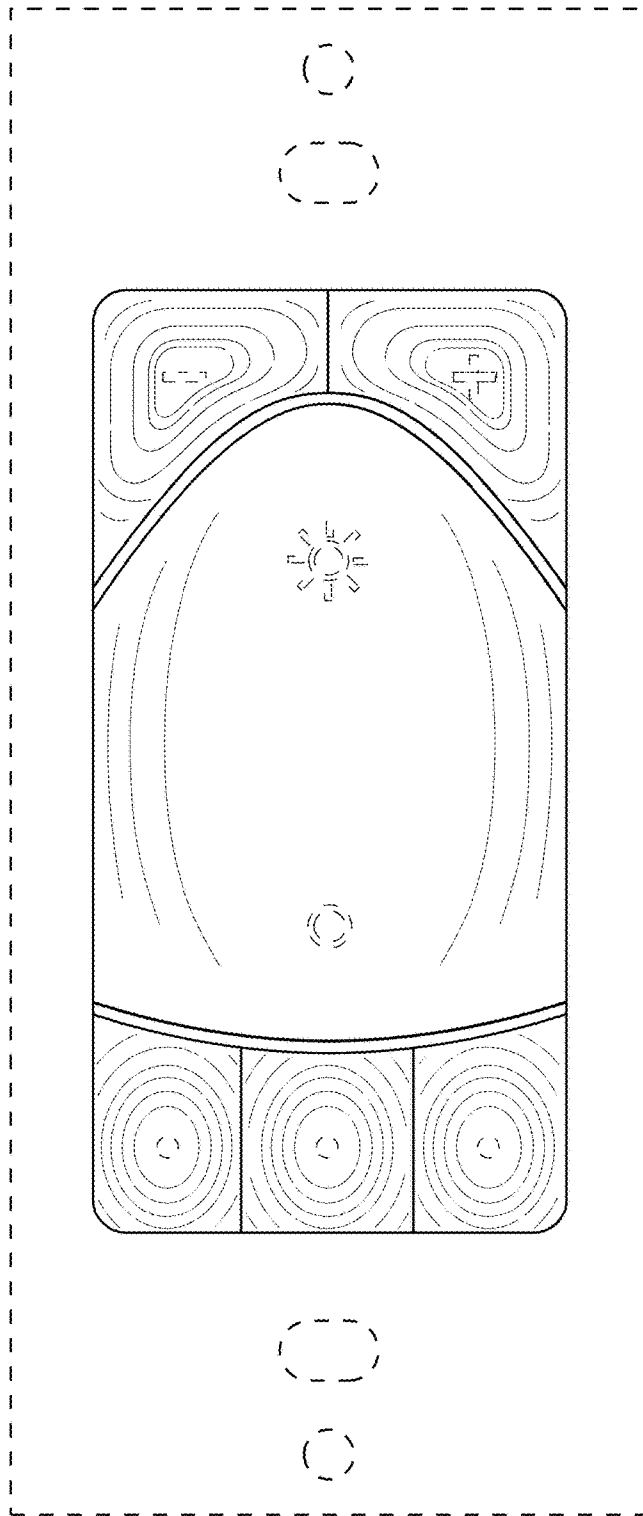


FIG. 3

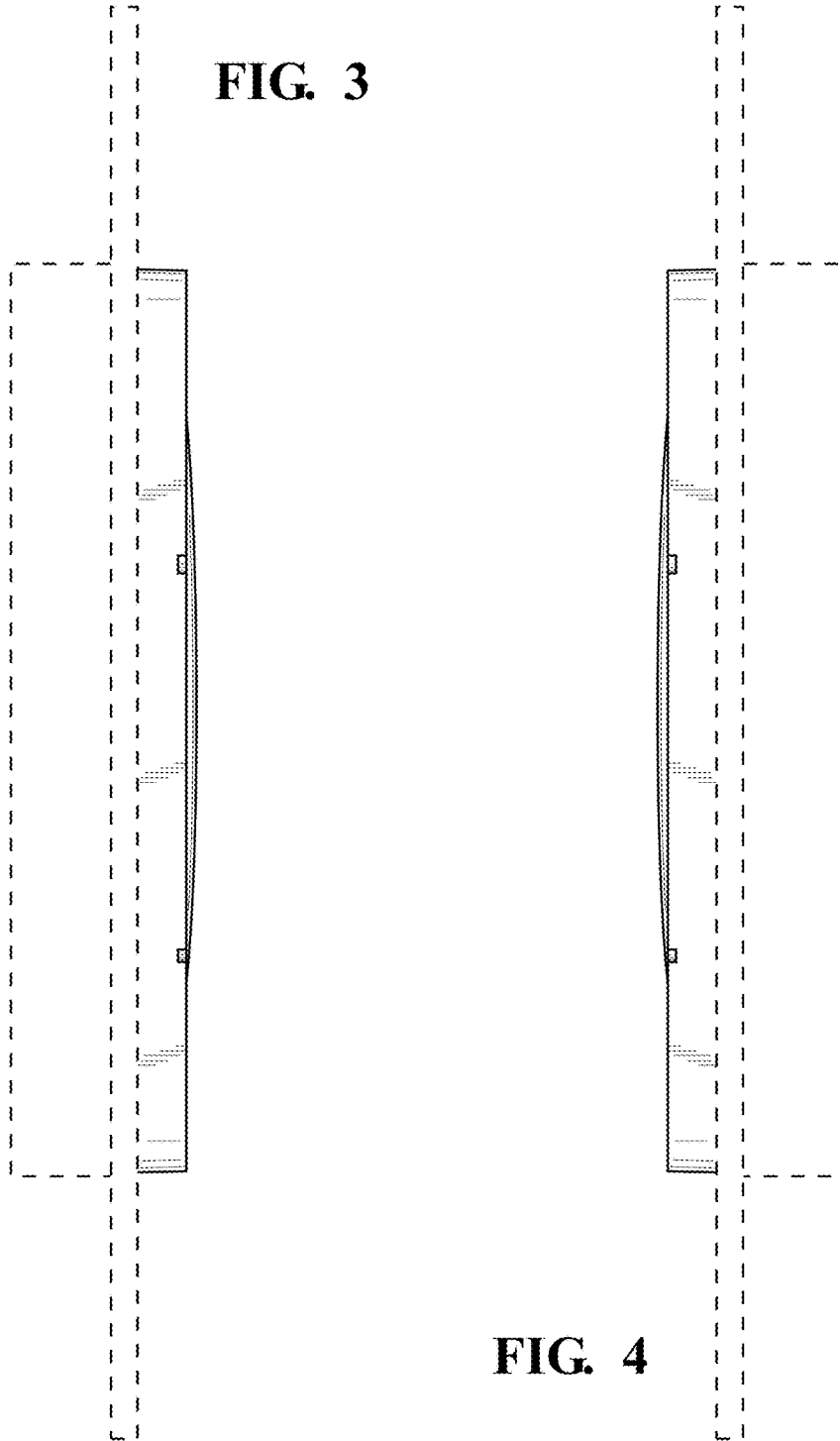


FIG. 4

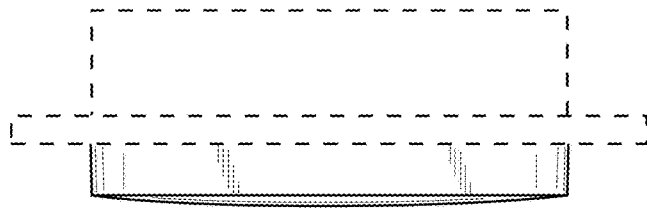


FIG. 5




FIG. 6